

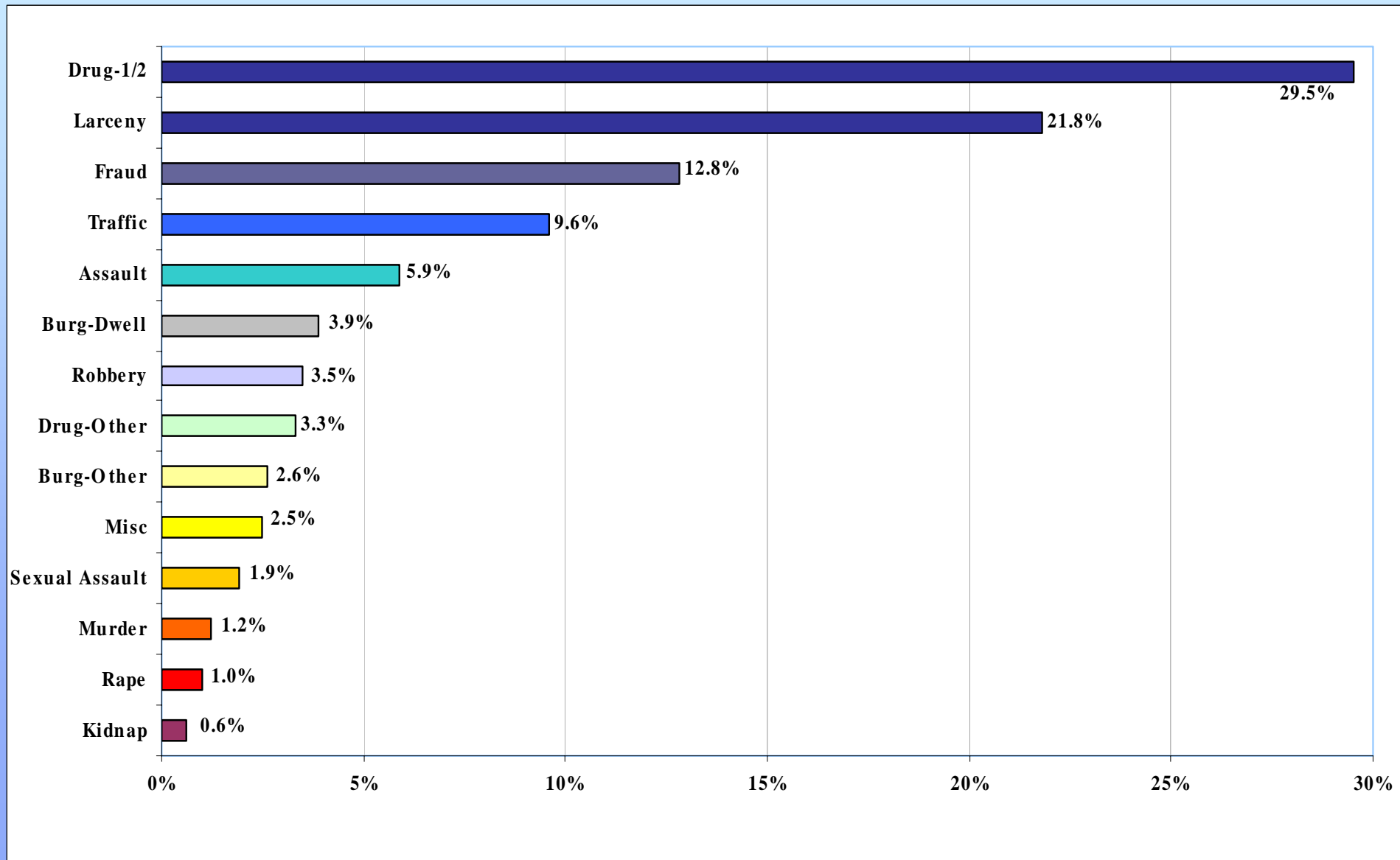
# **Judicial Concurrence with Sentencing Guideline Recommendations**

Preliminary FY2005

# FY05 Guideline Worksheets

Coded & Keyed as of 3/4/05

N=6,522



The slide features a light blue gradient background. A thin white vertical line runs down the left side. Two horizontal lines, one light green and one light blue, cross the vertical line. The light green line is positioned above the text, and the light blue line is positioned below it.

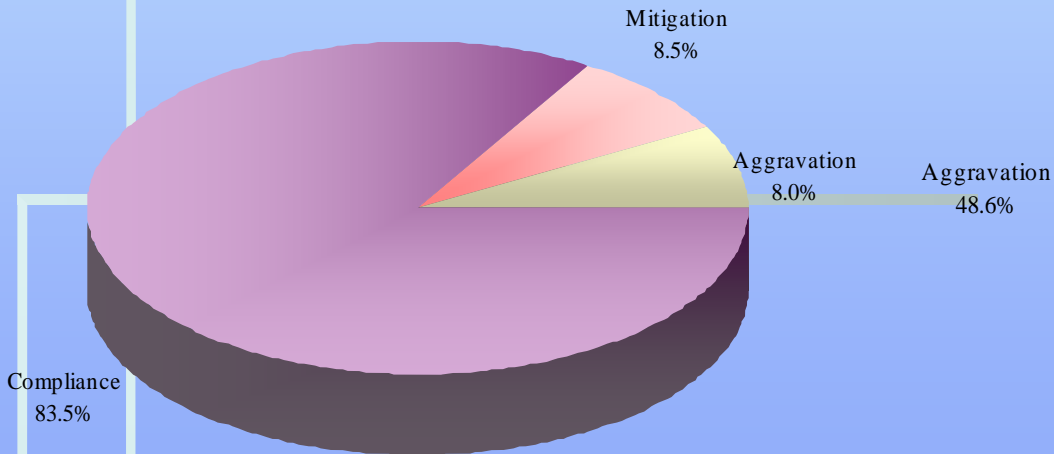
# **General Compliance**

# General Judicial Agreement with Guideline Recommendations Preliminary FY05

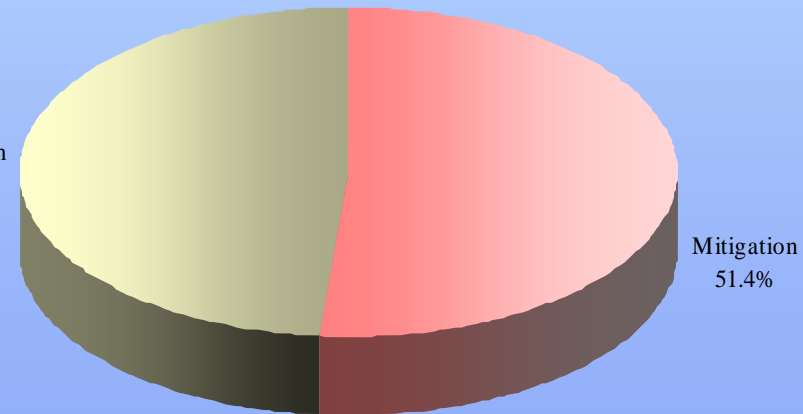
General Compliance:

The degree to which judges agree with the **overall guidelines recommendation**.

Overall Compliance Rate



Direction of Departures

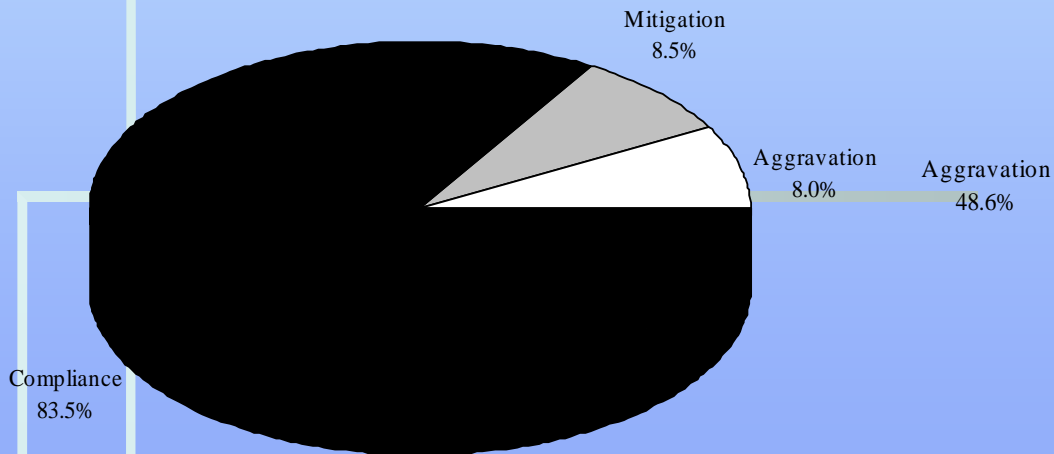


# General Judicial Agreement with Guideline Recommendations Preliminary FY05

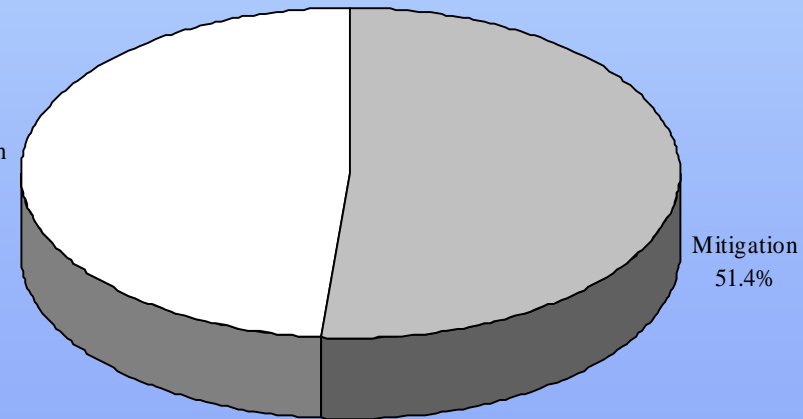
## General Compliance:

The degree to which judges agree with the **overall guidelines recommendation**.

### Overall Compliance Rate



### Direction of Departures



# Recommended vs. Actual Dispositions

## Preliminary FY05

### Dispositional Compliance:

The degree to which judges agree with the **type of sanction** recommended by the guidelines.

<b>Recommended Disposition</b>	<b>Actual Disposition Received</b>		
	<i>Probation/ No Incarceration</i>	<i>Incarceration &lt;= 6 months</i>	<i>Incarceration over 6 months</i>
<i>Probation/No Incarceration</i>	76.4%	20.3%	3.3%
<i>Incarceration &lt;= 6 months</i>	8.3%	80.9%	10.8%
<i>Incarceration over 6 months</i>	4.1%	8.7%	87.2%

# Recommended vs. Actual Dispositions

## Preliminary FY05

### Dispositional Compliance:

The degree to which judges agree with the **type of sanction** recommended by the guidelines.

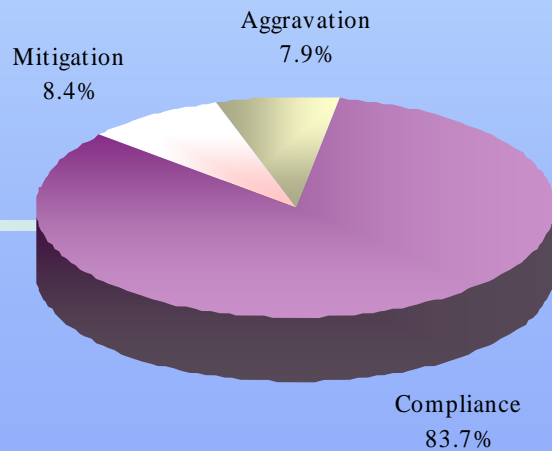
Recommended Disposition	Actual Disposition Received		
	<i>Probation/ No Incarceration</i>	<i>Incarceration &lt;= 6 months</i>	<i>Incarceration over 6 months</i>
<i>Probation/No Incarceration</i>	76.4%	20.3%	3.3%
<i>Incarceration &lt;= 6 months</i>	8.3%	80.9%	10.8%
<i>Incarceration over 6 months</i>	4.1%	8.7%	87.2%

# Judicial Agreement with Sentence Length Preliminary FY05


Durational compliance:

The degree to which judges agree with the **sentence length** recommended in jail and prison cases.

Durational Compliance



Direction of Departures



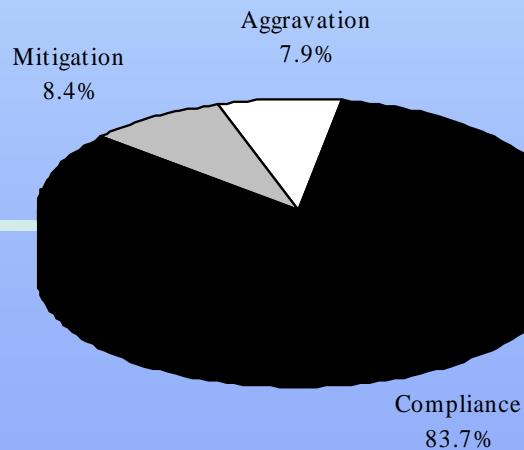


# Judicial Agreement with Sentence Length Preliminary FY05

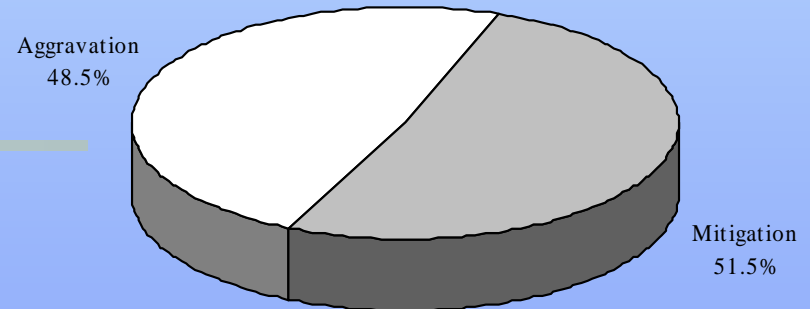
Durational compliance:

The degree to which judges agree with the [sentence length](#) recommended in jail and prison cases.

Durational Compliance



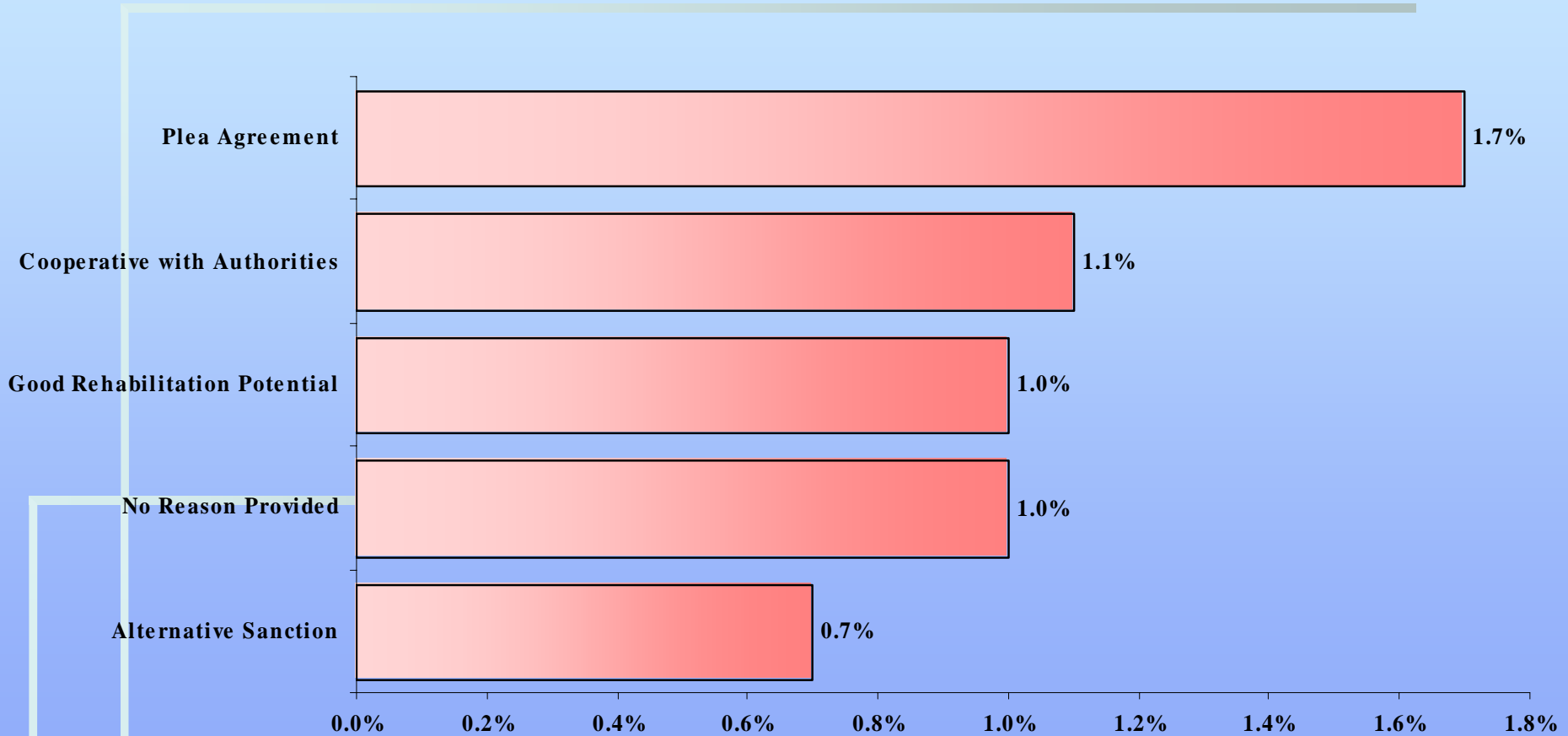
Direction of Departures



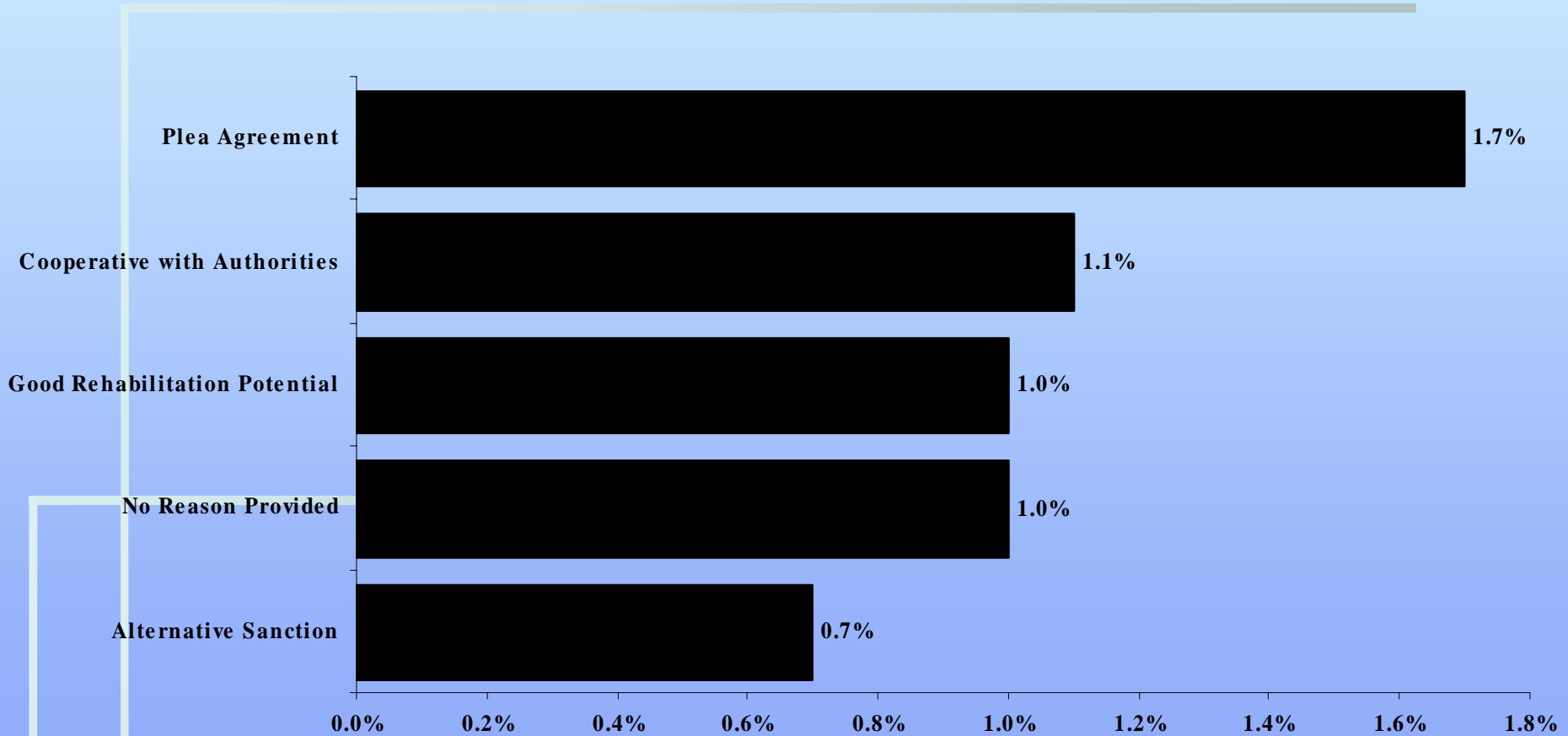
The slide features a light blue gradient background. A thin white vertical line runs down the left side. Two horizontal lines, one light green and one light blue, cross this vertical line. The light green line is positioned above the text, and the light blue line is positioned below it.

# **Departure Reasons**

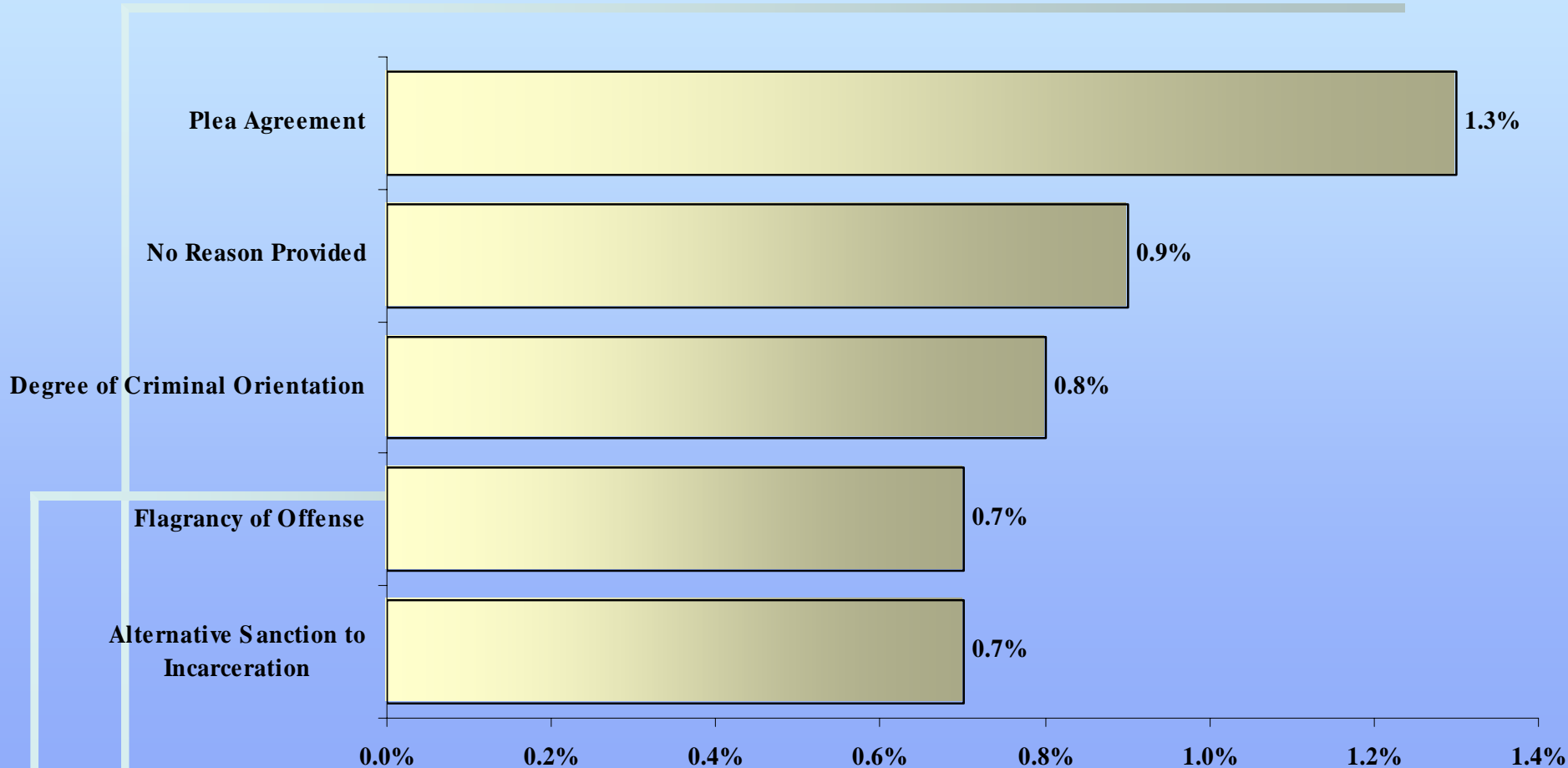
# Reasons for Mitigating (8.5%)



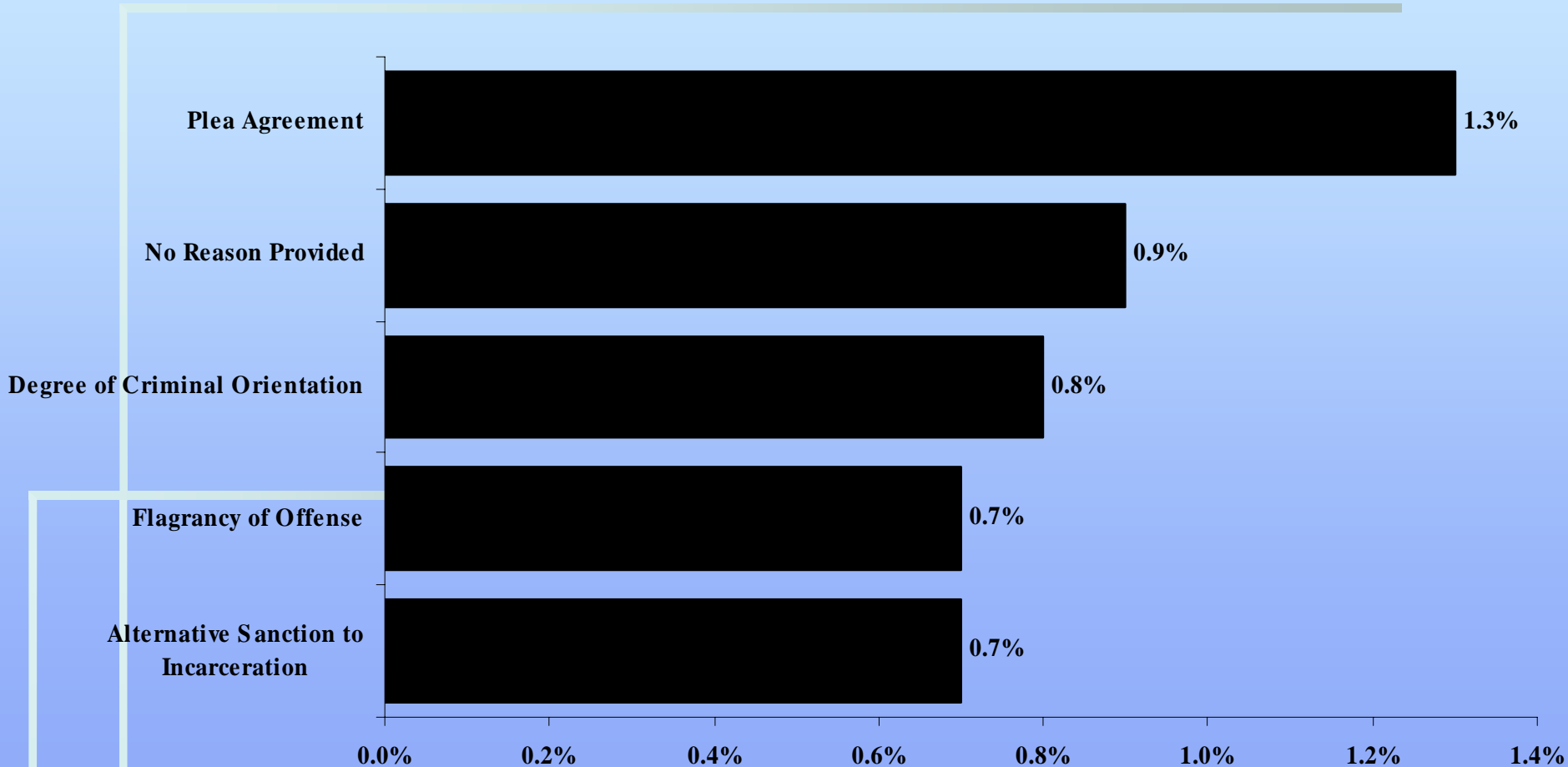
# Reasons for Mitigating (8.5%)



# Reasons for Aggravating (8.0%)



# Reasons for Aggravating (8.0%)



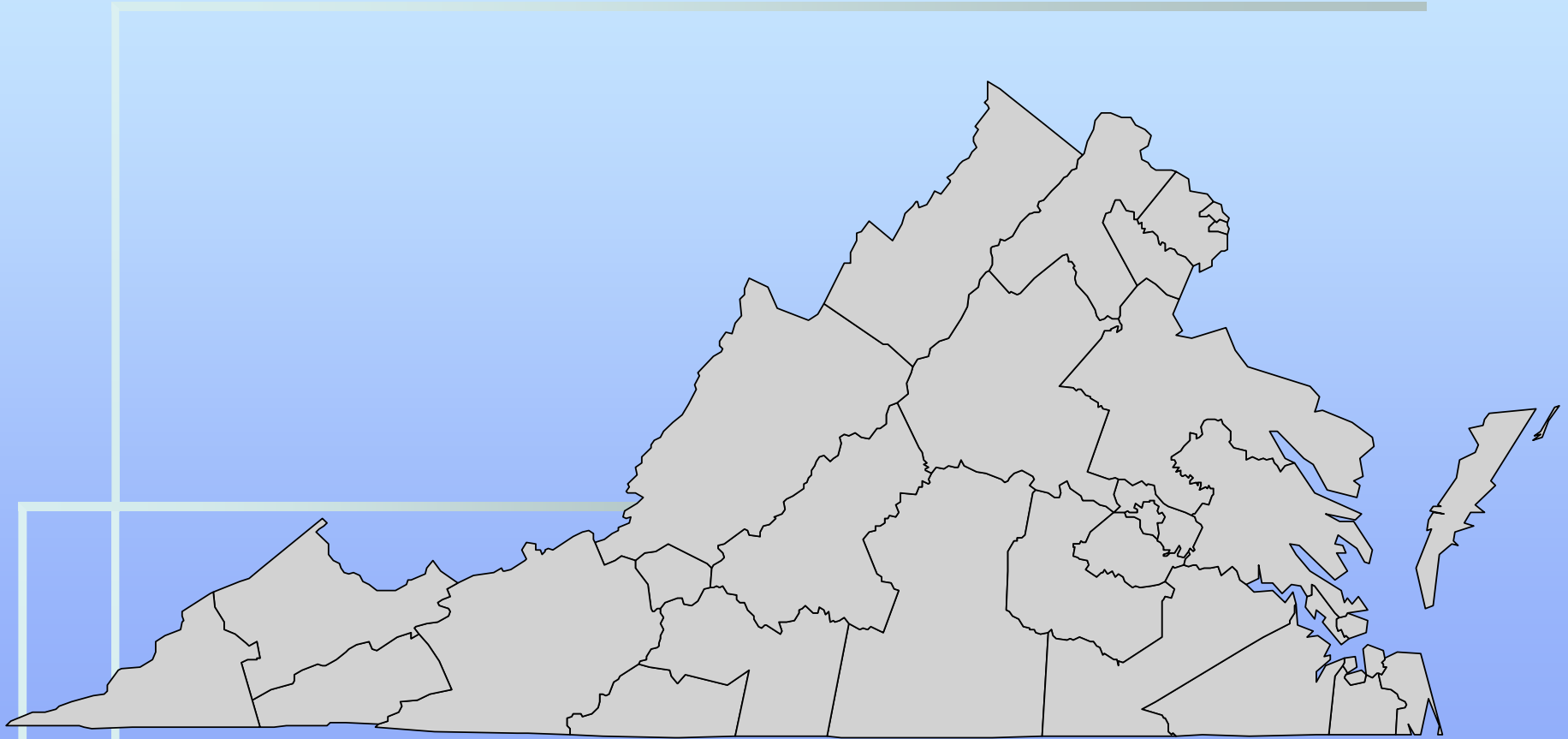
# **Compliance by Judicial Circuit**

Regional Performance Overview	Circuit Name	Circuit Number	Compliance	Mitigation	Aggravation	Number of Cases
	Alexandria	18	83.9%	6.5%	9.7%	155
	Arlington Area	17	84.7%	4.7%	10.6%	170
	Bristol Area	28	83.0%	5.4%	11.6%	112
	Buchanan Area	29	71.6%	6.9%	21.6%	116
	Charlottesville Area	16	93.0%	3.5%	3.5%	142
	Chesapeake	1	89.4%	4.3%	6.3%	254
	Chesterfield Area	12	81.0%	5.2%	13.8%	290
	Danville Area	22	81.0%	4.5%	14.5%	221
	Fairfax	19	84.9%	7.7%	7.4%	392
Fredericksburg Area	15	76.8%	12.2%	11.0%	254	
Hampton	8	88.3%	8.4%	3.2%	154	
Harrisonburg Area	26	83.1%	8.6%	8.3%	290	
Henrico	14	81.3%	12.0%	6.7%	283	
Lee Area	30	87.9%	6.1%	6.1%	66	
Loudoun Area	20	87.6%	6.2%	6.2%	129	
Lynchburg Area	24	68.6%	21.0%	10.5%	210	
Martinsville Area	21	80.5%	14.3%	5.2%	77	
Newport News	7	87.3%	5.9%	6.8%	236	
Norfolk	4	81.5%	13.5%	4.9%	466	
Petersburg Area	11	82.8%	7.8%	9.5%	116	
Portsmouth	3	86.8%	8.5%	4.7%	235	
Prince William Area	31	90.3%	4.9%	4.9%	185	
Radford Area	27	92.0%	6.1%	1.9%	212	
Richmond City	13	84.2%	6.9%	8.9%	303	
Roanoke Area	23	75.9%	15.0%	9.1%	221	
South Boston Area	10	87.3%	9.3%	3.3%	150	
Staunton Area	25	83.3%	10.8%	5.9%	204	
Suffolk Area	5	86.5%	5.9%	7.6%	170	
Sussex Area	6	85.7%	6.7%	7.6%	119	
Virginia Beach	2	81.7%	8.8%	9.5%	431	
Williamsburg Area	9	83.2%	6.3%	10.5%	190	

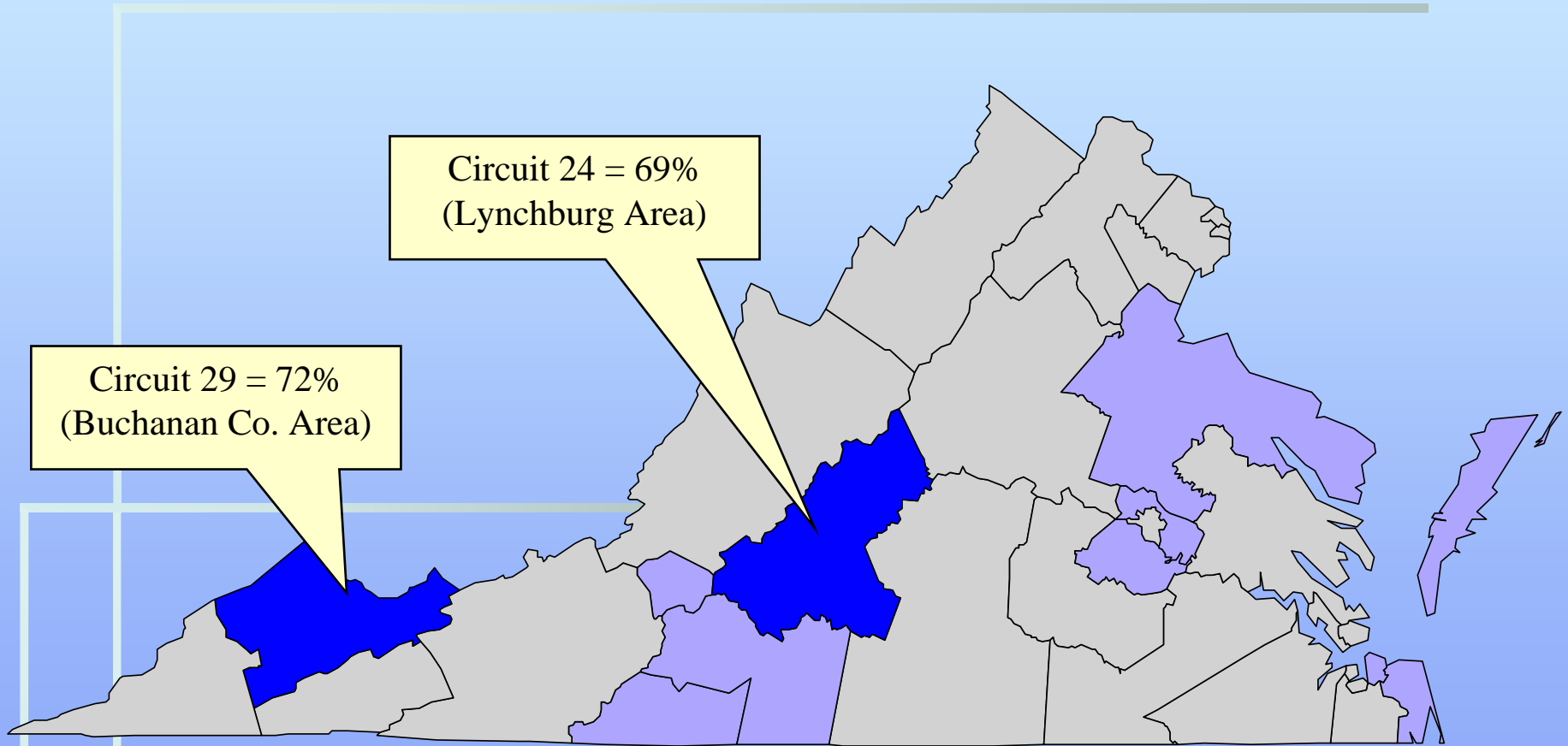


Circuit Name	Circuit Number	Compliance	Mitigation	Aggravation	Number of Cases	
	Alexandria	18	83.9%	6.5%	9.7%	155
	Arlington Area	17	84.7%	4.7%	10.6%	170
	Bristol Area	28	83.0%	5.4%	11.6%	112
	Buchanan Area	29	71.6%	6.9%	21.6%	116
Chesapeake	1	89.4%	4.3%	6.3%	254	
Chesterfield Area	12	81.0%	5.2%	13.8%	290	
Danville Area	22	81.0%	4.5%	14.5%	221	
Fairfax	19	84.9%	7.7%	7.4%	392	
Fredericksburg Area	15	76.8%	12.2%	11.0%	254	
Hampton	8	88.3%	8.4%	3.2%	154	
Harrisonburg Area	26	83.1%	8.6%	8.3%	290	
Henrico	14	81.3%	12.0%	6.7%	283	
Lee Area	30	87.9%	6.1%	6.1%	66	
Loudoun Area	20	87.6%	6.2%	6.2%	129	
Martinsville Area	21	80.5%	14.3%	5.2%	77	
Newport News	7	87.3%	5.9%	6.8%	236	
Norfolk	4	81.5%	13.5%	4.9%	466	
Petersburg Area	11	82.8%	7.8%	9.5%	116	
Portsmouth	3	86.8%	8.5%	4.7%	235	
Prince William Area	31	90.3%	4.9%	4.9%	185	
Radford Area	27	92.0%	6.1%	1.9%	212	
Richmond City	13	84.2%	6.9%	8.9%	303	
Roanoke Area	23	75.9%	15.0%	9.1%	221	
South Boston Area	10	87.3%	9.3%	3.3%	150	
Staunton Area	25	83.3%	10.8%	5.9%	204	
Suffolk Area	5	86.5%	5.9%	7.6%	170	
Sussex Area	6	85.7%	6.7%	7.6%	119	
Virginia Beach	2	81.7%	8.8%	9.5%	431	
Williamsburg Area	9	83.2%	6.3%	10.5%	190	

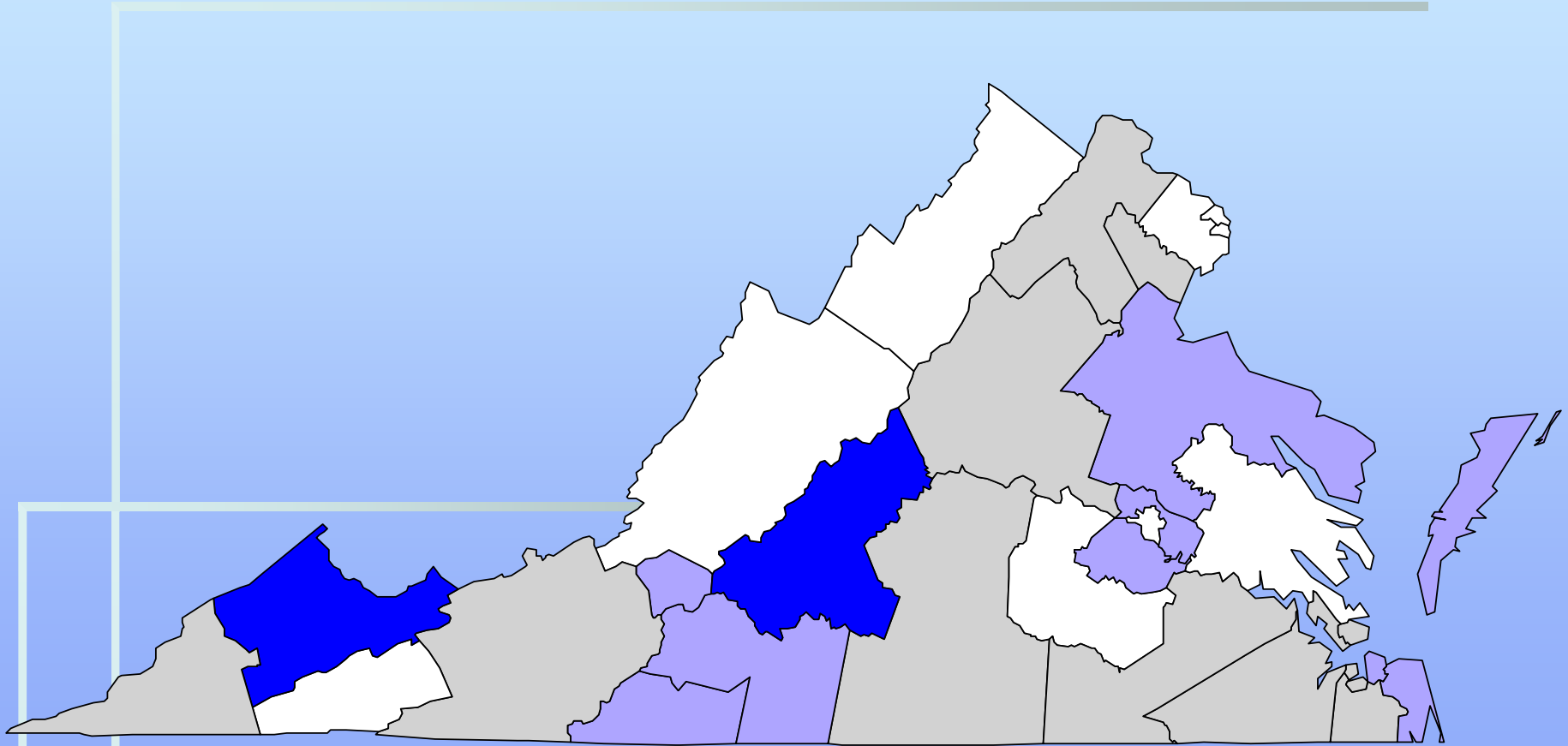
# Judicial Concurrence by Circuit



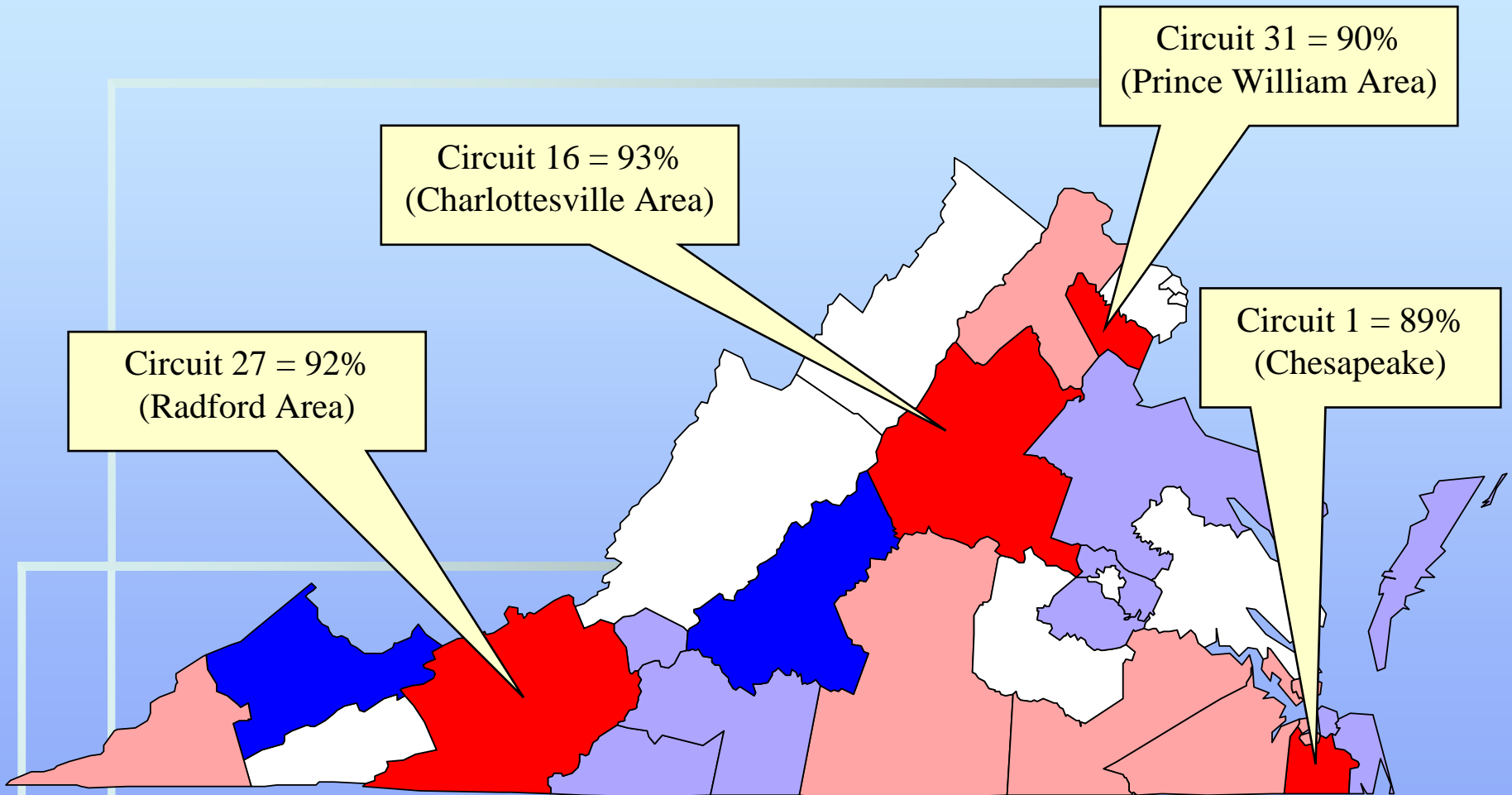
# Judicial Concurrence by Circuit



# Judicial Concurrence by Circuit



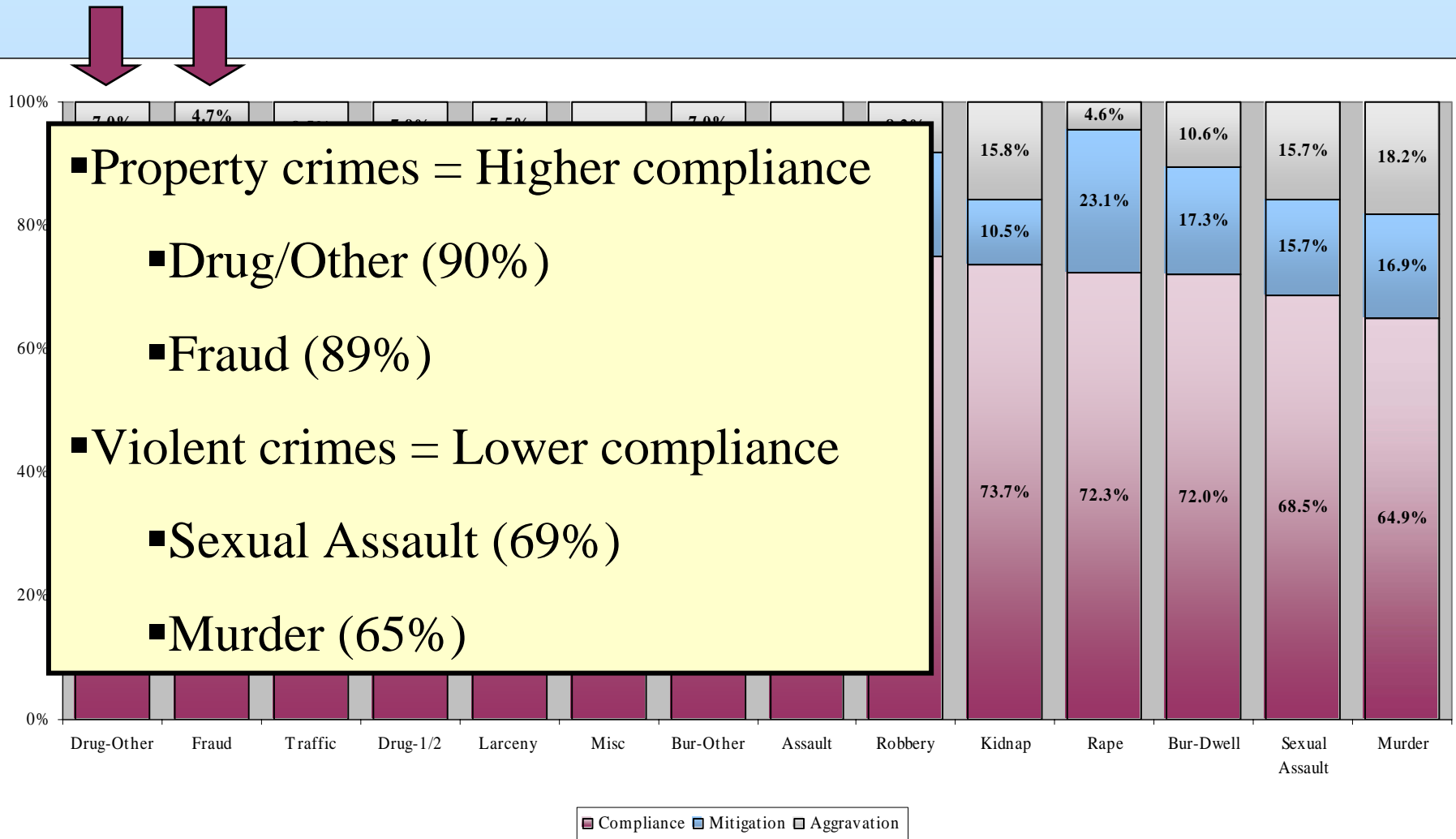
# Judicial Concurrence by Circuit



# **Compliance by Offense**

# Compliance by Offense

## Preliminary FY05



■ Property crimes = Higher compliance

■ Drug/Other (90%)

■ Fraud (89%)

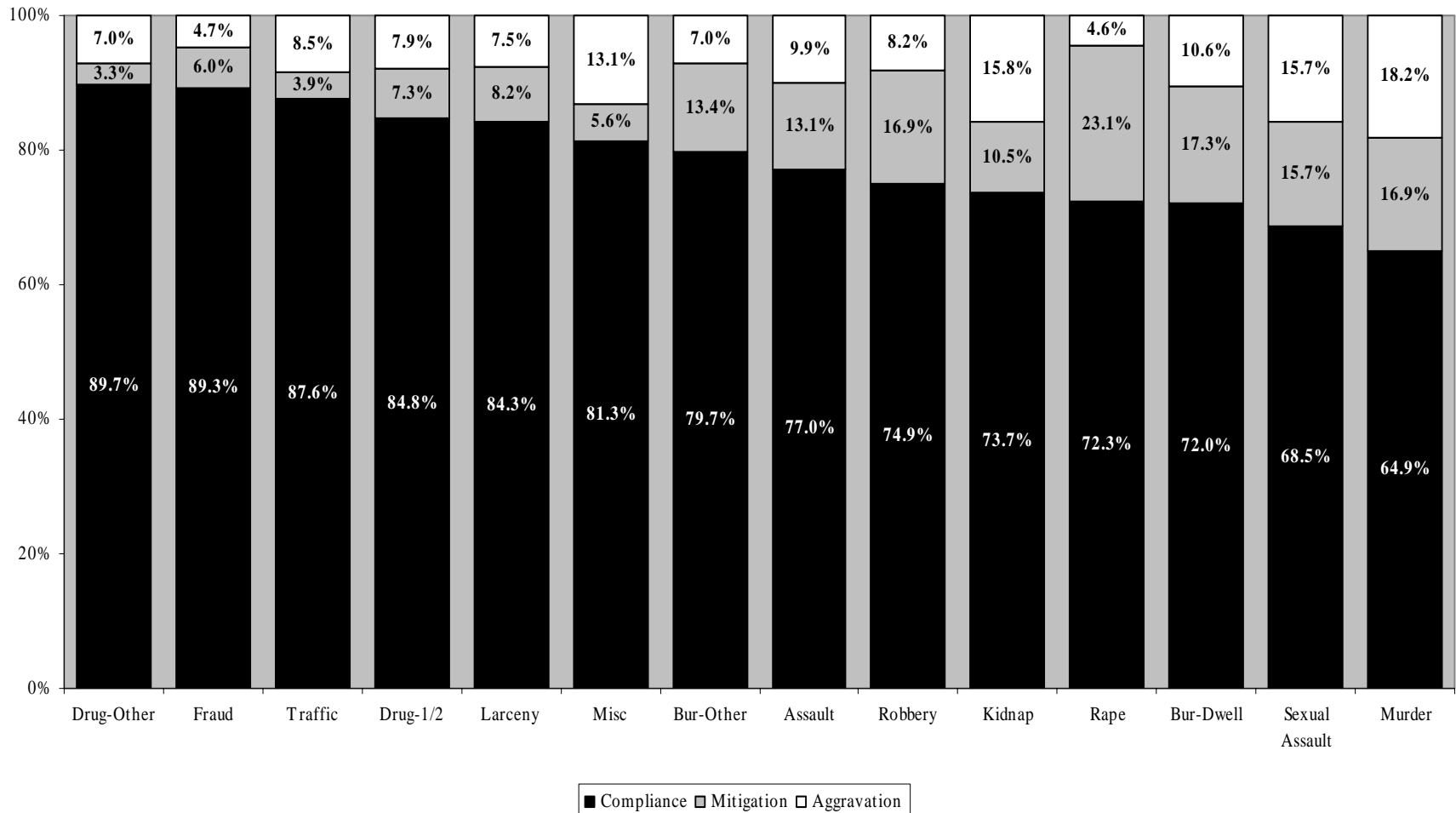
■ Violent crimes = Lower compliance

■ Sexual Assault (69%)

■ Murder (65%)

# Compliance by Offense

## Preliminary FY05





# **Nonviolent Risk Assessment**

# Nonviolent Risk Assessment

## Nonviolent Risk Assessment Section D

Offender Name: \_\_\_\_\_

### ◆ Ineligibility Conditions

- A. Was the offender recommended for **Probation/No Incarceration** on Section B? .....  Yes  No
- B. Do any of the offenses at sentencing involve the sale, distribution, or possession with intent, etc. of cocaine of a combined quantity of 28.35 grams (1 ounce) or more? .....  Yes  No
- C. Are any prior record offenses violent (Category I/II listed in Table A of the Guidelines Manual)? .....  Yes  No
- D. Are any of the offenses at sentencing violent (Category I/II listed in Table A of the Guidelines Manual)? .....  Yes  No

If answered **YES** to **ANY**, go to "Nonviolent Risk Assessment Recommendations" on cover sheet and check Not Applicable. If answered **NO** to **ALL**, complete remainder of Section D worksheet.

### ◆ Offense Type *Select the type of primary offense* \_\_\_\_\_

Drug .....	3	
Fraud .....	3	
Larceny .....	11	

◆ **Additional Offense(s)** \_\_\_\_\_ If YES, add 5 → 0

### ◆ Offender *Score factors A to D and enter the total score* \_\_\_\_\_

A. Offender is a male .....	8	<input type="checkbox"/>	+		
B. Offender's age at time of offense					
Younger than 30 years .....	13	<input type="checkbox"/>		+	
30 - 40 years .....	8	<input type="checkbox"/>			
41 - 46 years .....	1	<input type="checkbox"/>			
Older than 46 years .....	0	<input type="checkbox"/>			
C. Offender not regularly employed .....	9	<input type="checkbox"/>		+	
D. Offender at least 26 years of age & never married .....	6	<input type="checkbox"/>			
				=	Enter A to D Total

◆ **Arrest or Confinement Within Past 18 Months** (prior to instant offenses) \_\_\_\_\_ If YES, add 6 → 0

### ◆ Prior Felony Convictions and Adjudications *Select the combination of adult and juvenile felony convictions/adjudications that characterizes the offender's prior record.* \_\_\_\_\_

Adult felony convictions only .....	3	
Juvenile felony convictions or adjudications only .....	6	
Both adult and juvenile felony convictions/adjudications .....	9	

### ◆ Prior Adult Incarcerations \_\_\_\_\_

Number: 1 - 2 .....	3	
3 - 4 .....	6	
5 or more .....	9	

**Total Score** \_\_\_\_\_ →

- 35 or less, check Recommended for Alternative Punishment.  
 36 or more, check NOT Recommended for Alternative Punishment.

Go to Cover Sheet and fill out Nonviolent Risk Assessment Recommendations.

# Nonviolent Risk Assessment

## Nonviolent Risk Assessment ❖ Section D

Offender Name: \_\_\_\_\_

### ◆ Ineligibility Conditions

- A. Was the offender recommended for **Probation/No Incarceration** on Section B? .....  Yes  No
- B. Do any of the offenses at sentencing involve the sale, distribution, or possession with intent, etc. of cocaine of a combined quantity of 28.35 grams (1 ounce) or more? .....  Yes  No
- C. Are any prior record offenses violent (Category I/II listed in Table A of the Guidelines Manual)? .....  Yes  No
- D. Are any of the offenses at sentencing violent (Category I/II listed in Table A of the Guidelines Manual)? .....  Yes  No

If answered **YES** to **ANY**, go to "Nonviolent Risk Assessment Recommendations" on cover sheet and check Not Applicable. If answered **NO** to **ALL**, complete remainder of Section D worksheet.

### ◆ Offense Type *Select the type of primary offense* \_\_\_\_\_

- Drug ..... 3
- Fraud ..... 3
- Larceny ..... 11

--	--

### ◆ Additional Offense(s) \_\_\_\_\_ If YES, add 5 →

0	
---	--

### ◆ Offender *Score factors A to D and enter the total score* \_\_\_\_\_

- A. Offender is a male ..... 8
- B. Offender's age at time of offense
- |                       |          |                          |   |
|-----------------------|----------|--------------------------|---|
| Younger than 30 years | ..... 13 | <input type="checkbox"/> | + |
| 30 - 40 years         | ..... 8  | <input type="checkbox"/> |   |
| 41 - 46 years         | ..... 1  | <input type="checkbox"/> | + |
| Older than 46 years   | ..... 0  | <input type="checkbox"/> |   |
- C. Offender not regularly employed ..... 9
- D. Offender at least 26 years of age & never married ..... 6
- = Enter A to D Total

--	--

### ◆ Arrest or Confinement Within Past 18 Months (prior to instant offenses) \_\_\_\_\_ If YES, add 6 →

0	
---	--

### ◆ Prior Felony Convictions and Adjudications *Select the combination of adult and juvenile felony convictions/adjudications that characterizes the offender's prior record.* \_\_\_\_\_

- Adult felony convictions only ..... 3
- Juvenile felony convictions or adjudications only ..... 6
- Both adult and juvenile felony convictions/adjudications ..... 9

0	
---	--

### ◆ Prior Adult Incarcerations \_\_\_\_\_

- Number: 1 - 2 ..... 3
- 3 - 4 ..... 6
- 5 or more ..... 9

0	
---	--

### Total Score \_\_\_\_\_

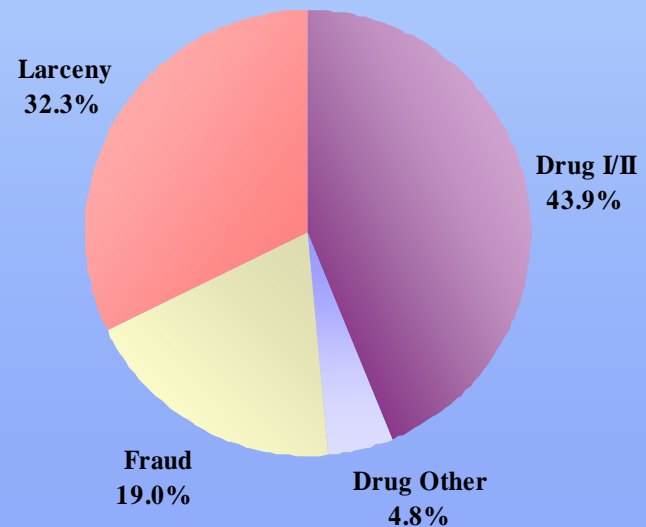
- 35 or less, check Recommended for Alternative Punishment.
- 36 or more, check NOT Recommended for Alternative Punishment.

--	--

Go to Cover Sheet and fill out Nonviolent Risk Assessment Recommendations.

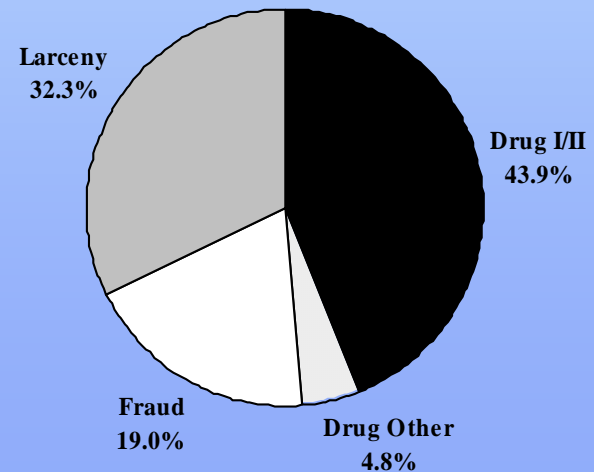
# Nonviolent Risk Assessment Preliminary FY05

- Statewide July 1, 2002
- Drug, Fraud, & Larceny
- Purpose: To recommend alternative sanctions for offenders who are statistically less likely to recidivate
  - Shorter jail sentence
  - Probation
  - Treatment Programs



# Nonviolent Risk Assessment Preliminary FY05

- Statewide July 1, 2002
- Drug, Fraud, & Larceny
- Purpose: To recommend alternative sanctions for offenders who are statistically less likely to recidivate
  - Shorter jail sentence
  - Probation
  - Treatment Programs



D. Offender at least 26 years of age & never married ..... 6  = Total

◆ **Arrest or Confinement Within Past 18 Months** (prior to instant offenses) \_\_\_\_\_ **If YES, add 6** →  0

◆ **Prior Felony Convictions and Adjudications** *Select the combination of adult and juvenile felony convictions/adjudications that characterizes the offender's prior record.* \_\_\_\_\_

Adult felony convictions only .....	3	<input type="checkbox"/> 0 <input type="checkbox"/>
Juvenile felony convictions or adjudications only .....	6	
Both adult and juvenile felony convictions/adjudications .....	9	

◆ **Prior Adult Incarcerations** \_\_\_\_\_

Number: 1 - 2 .....	3	<input type="checkbox"/> 0 <input type="checkbox"/>
3 - 4 .....	6	
5 or more .....	9	

**Total Score** \_\_\_\_\_ →

- 35 or less, check Recommended for Alternative Punishment.
- 36 or more, check NOT Recommended for Alternative Punishment.

Go to Cover Sheet and fill out Nonviolent Risk Assessment Recommendations.

D. Offender at least 26 years of age & never married ..... 6  = Total

◆ **Arrest or Confinement Within Past 18 Months** (prior to instant offenses) \_\_\_\_\_ If YES, add 6 →  0

◆ **Prior Felony Convictions and Adjudications** *Select the combination of adult and juvenile felony convictions/adjudications that characterizes the offender's prior record.* \_\_\_\_\_

- Adult felony convictions only ..... 3
- Juvenile felony convictions or adjudications only ..... 6
- Both adult and juvenile felony convictions/adjudications ..... 9

0

◆ **Prior Adult Incarcerations** \_\_\_\_\_

- Number: 1 - 2 ..... 3
- 3 - 4 ..... 6
- 5 or more ..... 9

0

**July 1, 2004**

**Total Score** \_\_\_\_\_

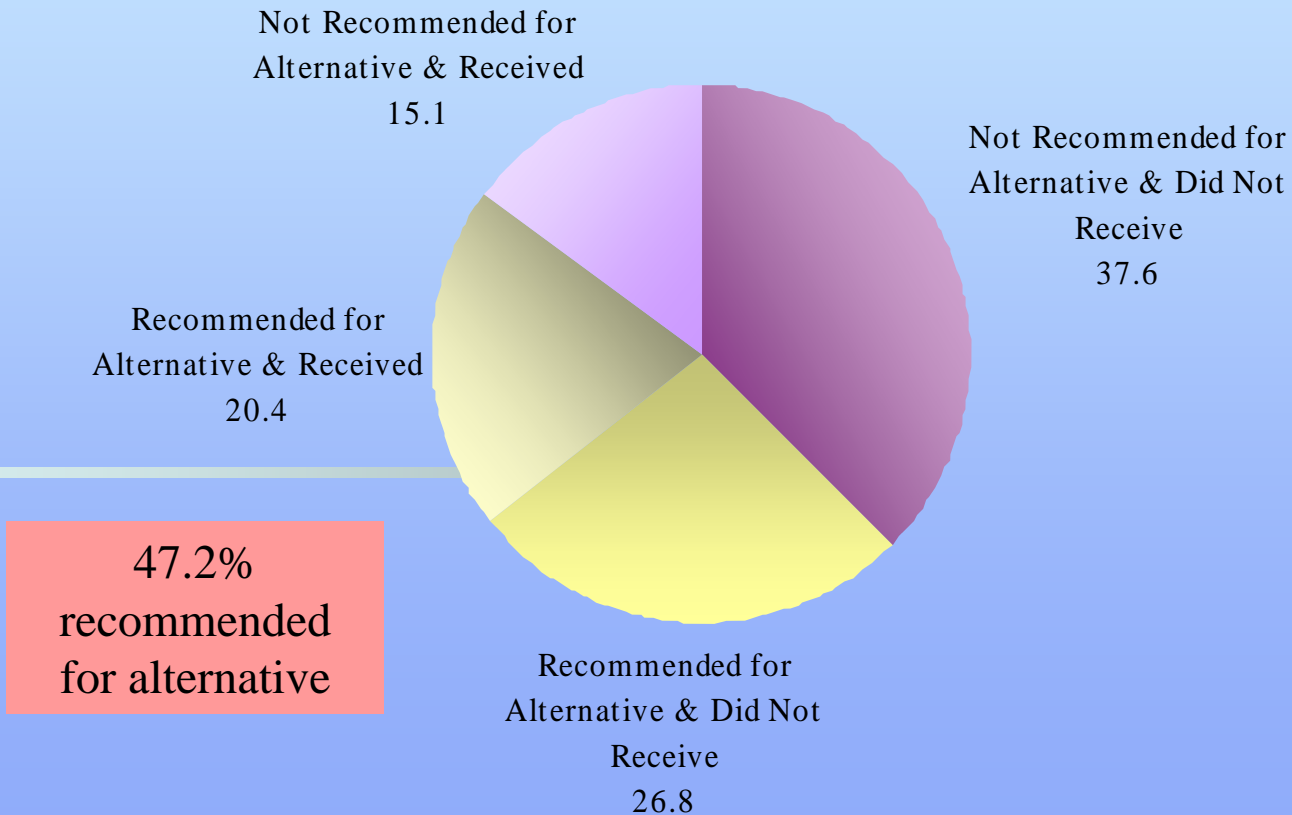
**38 or less = Recommended for Alternative Sanction**  
**39 or more = NOT Recommended for Alternative Sanction**

154 additional nonviolent offenders recommended for alternative sanction  
(Scored between 36 and 38 points)

66 (42.9%) were actually sentenced to an alternative sanction

# Nonviolent Risk Assessment Preliminary FY05

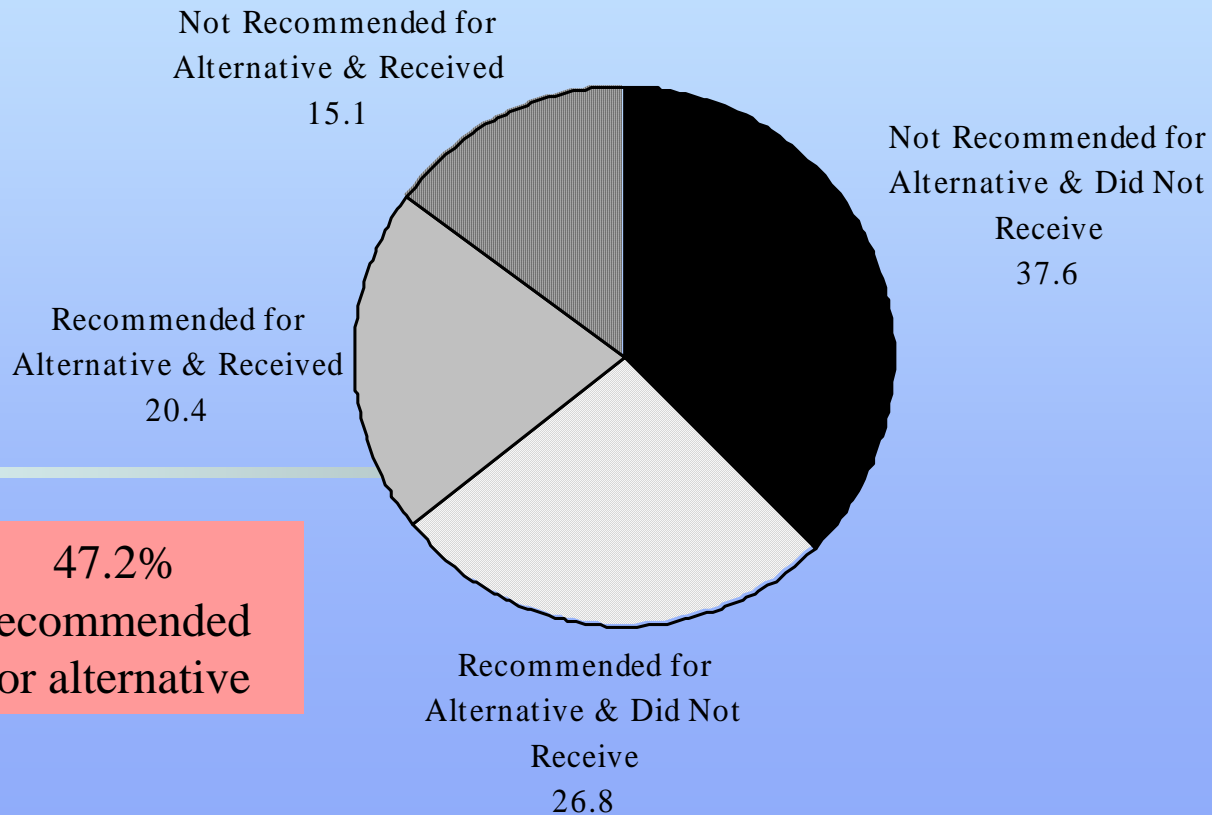
## Eligible Risk Assessment Cases Alternative Sanctions Recommended & Received





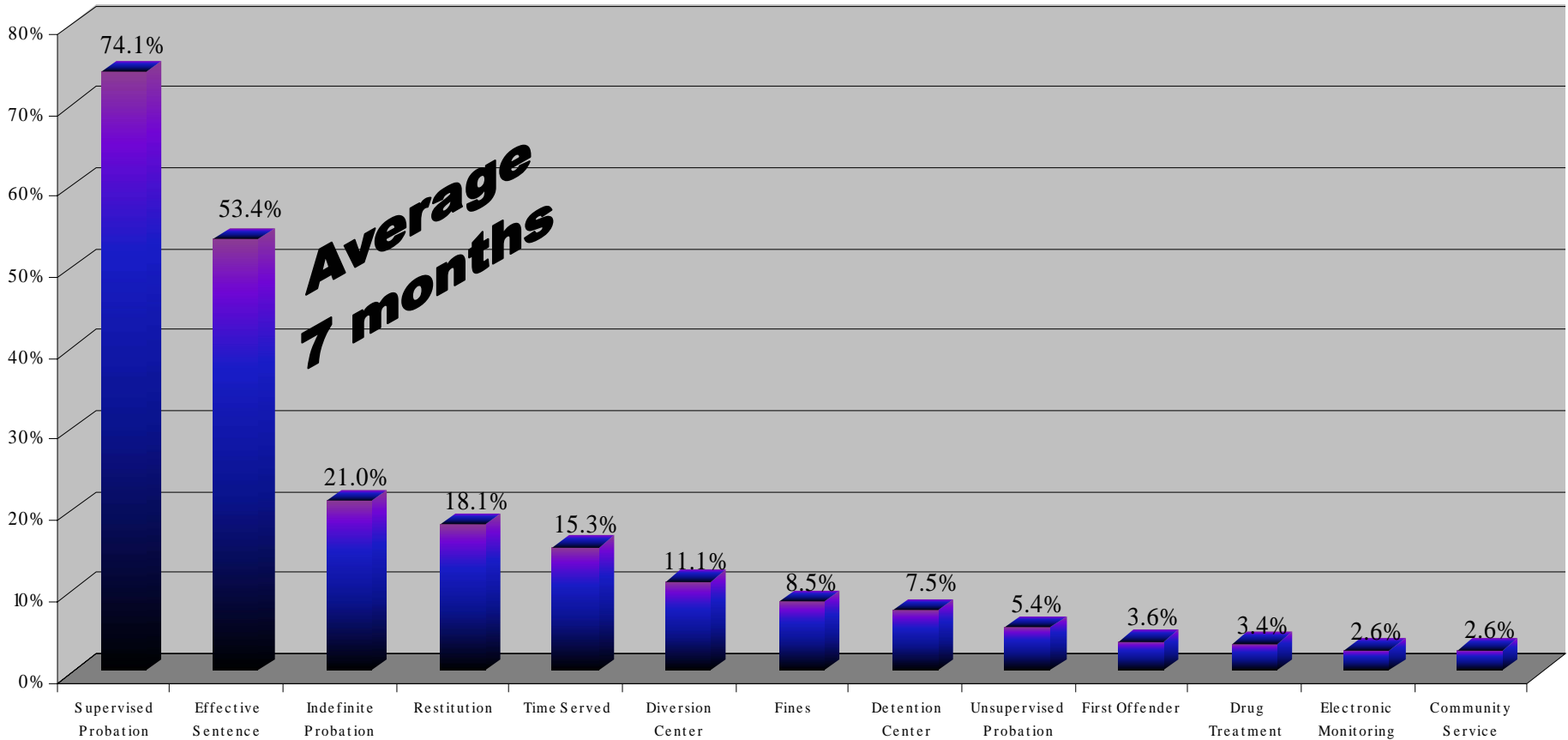
# Nonviolent Risk Assessment Preliminary FY05

## Eligible Risk Assessment Cases Alternative Sanctions Recommended & Received



# Nonviolent Risk Assessment

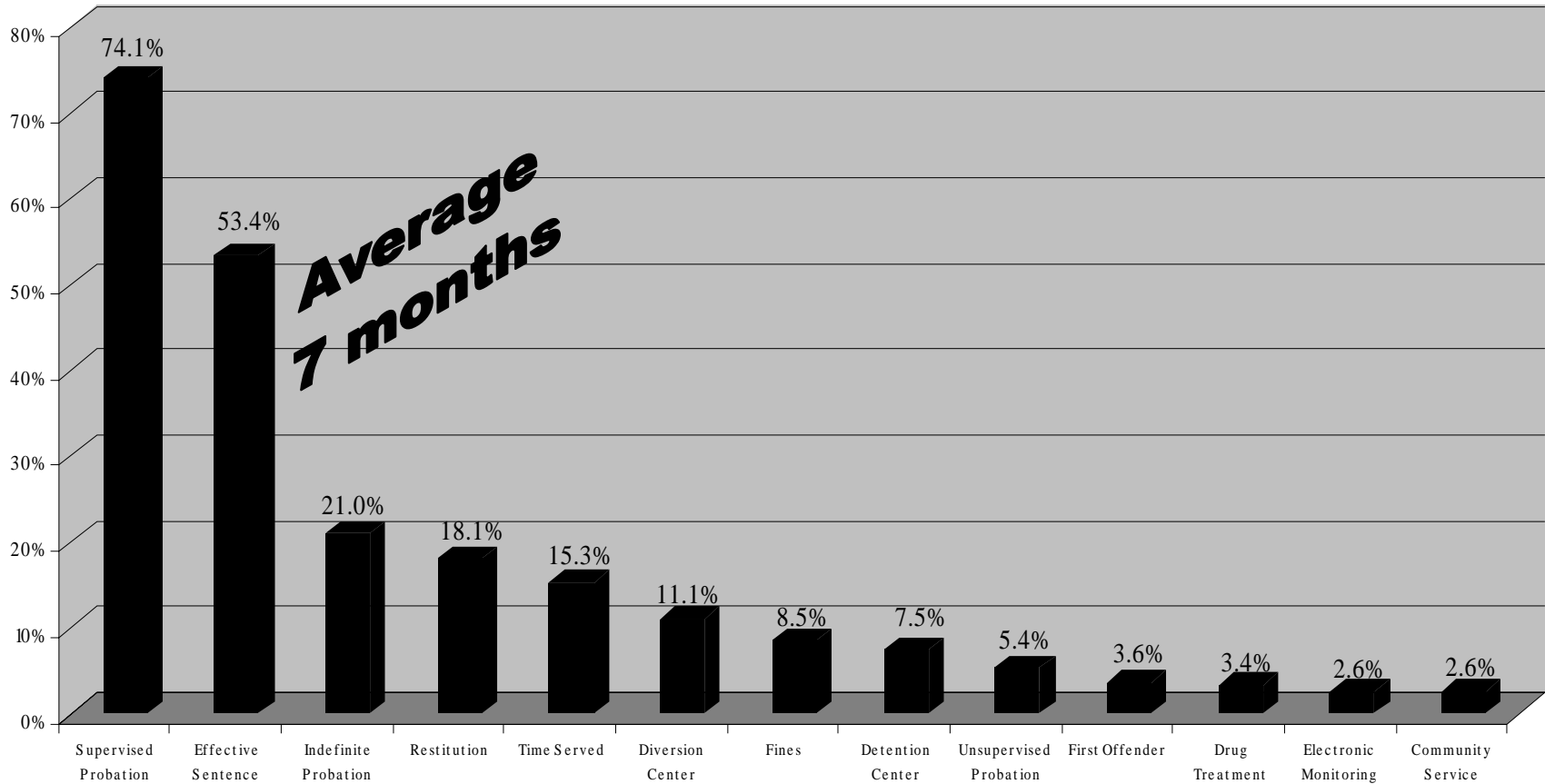
Sanctions Imposed in Risk Cases Recommended for and Receiving Alternatives



\*Note: Percentages do not add to 100% because several sanctions may be imposed for any one individual.

# Nonviolent Risk Assessment

Sanctions Imposed in Risk Cases Recommended for and Receiving Alternatives



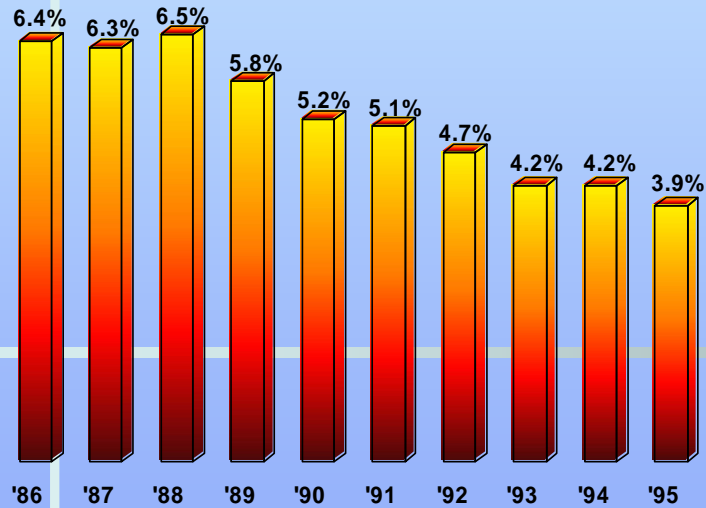
**Average  
7 months**

\*Note: Percentages do not add to 100% because several sanctions may be imposed for any one individual.

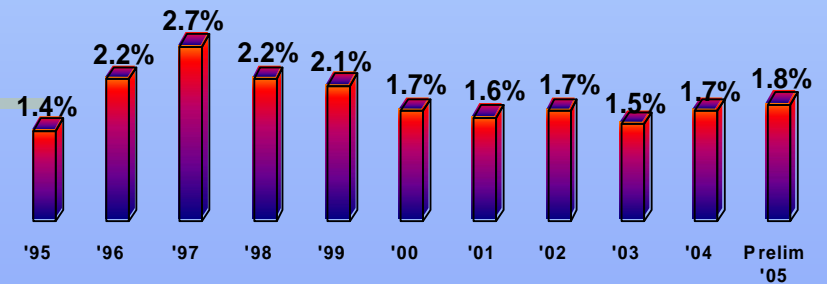
# **Jury Sentencing**

# Jury Cases

## Parole System

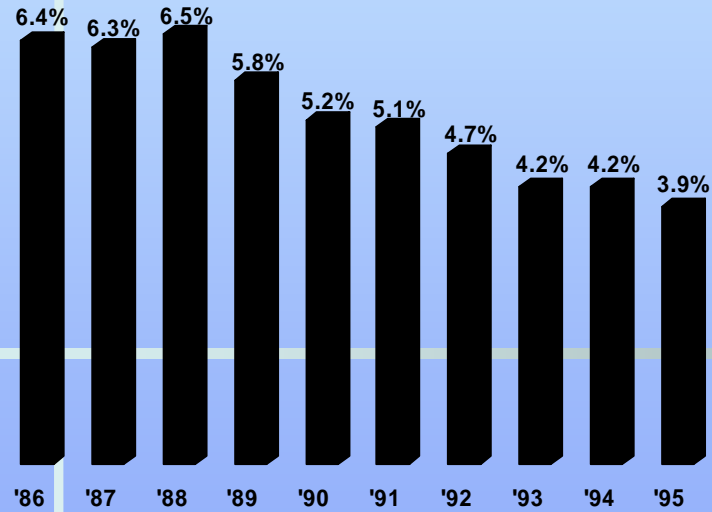


## Truth-in-Sentencing

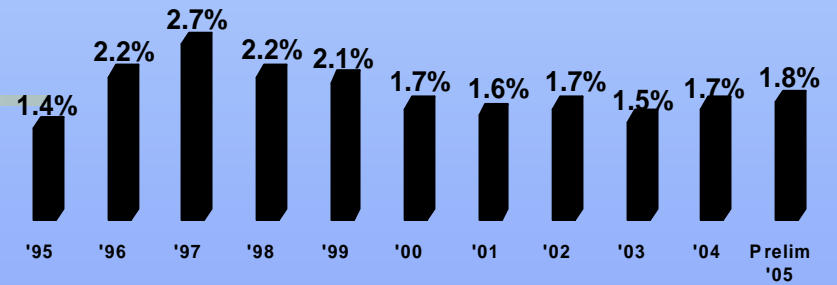


# Jury Cases

## Parole System

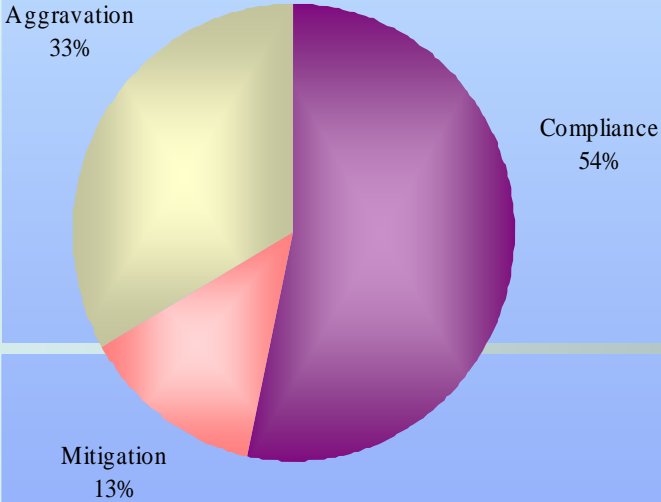


## Truth-in-Sentencing

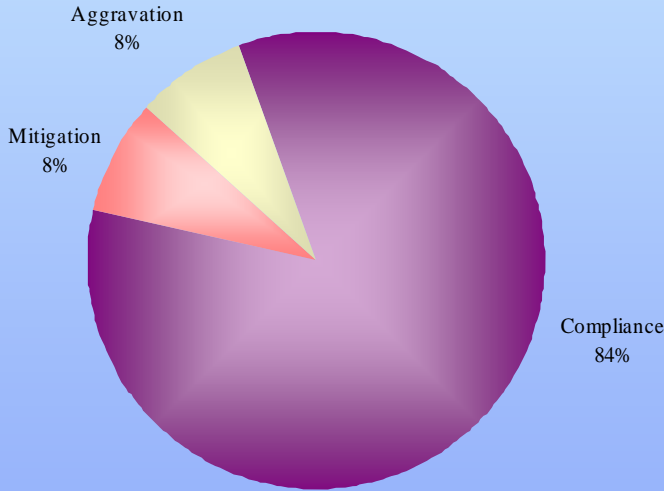


# Jury vs. Non-Jury Sentences Preliminary FY05

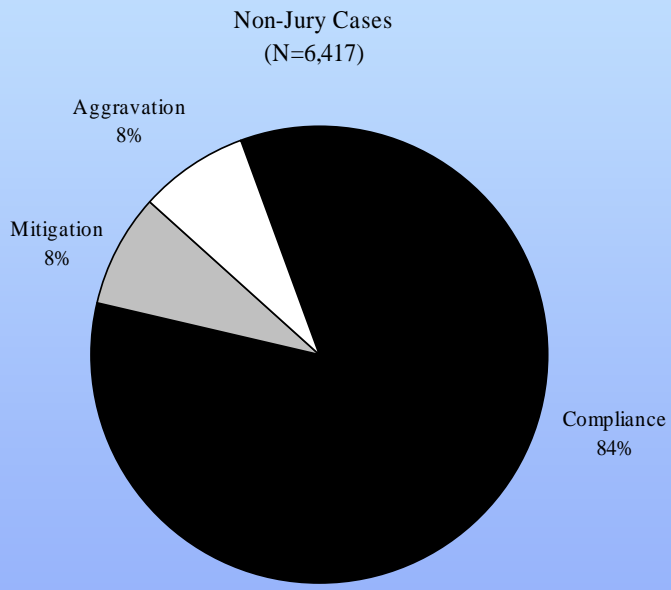
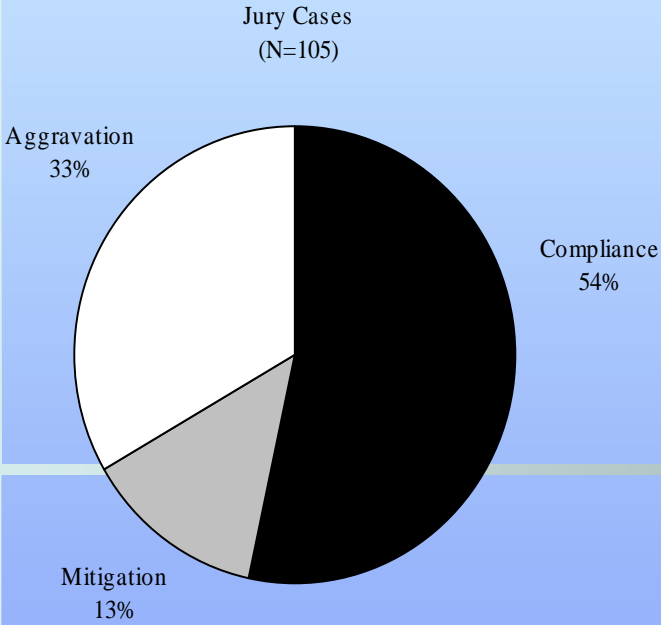
Jury Cases  
(N=105)



Non-Jury Cases  
(N=6,417)



# Jury vs. Non-Jury Sentences Preliminary FY05





# **Probation Violation Guidelines**

Preliminary FY05

# Probation Violation Guidelines

- Statewide July 1, 2004
- Supervised probation
  - Technical violations only
  - No new law violations during current supervision period
- All revocations of suspended sentence/probation through 2/14/05
  - 3,089 cases
  - 1,221 cases where guidelines applied and were completed

# Probation Violation Guidelines

## Probation Violation Guidelines Section A Offender Name: \_\_\_\_\_

The Probation Violation Guidelines apply if, at the time of the capias, warrant or revocation request, the offender was charged with violating the conditions of supervision but was not cited for a new conviction during the current supervision period.  
 Exception: Violation Guidelines do not apply if the probation/post-release violation will be sentenced at the same time as a new felony offense covered by the sentencing guidelines.

◆ **Original Felony Offense Type** *select the type of most serious original felony offense*

A. Drug .....	10	<b>Score</b> ▼ <input style="width: 40px; height: 20px;" type="text"/>
B. Person .....	14	
C. Traffic/Weapon .....	24	
D. Other .....	0	

◆ **Previous Capias/Revocation Requests**

Number: 1 .....	7	<input style="width: 40px; height: 20px; text-align: center; border: 1px solid black;" type="text"/>
2 or more .....	9	

◆ **New Felony Arrests**

Number: 1 - 3 .....	2	<input style="width: 40px; height: 20px;" type="text"/>
4 or more .....	16	

◆ **Never Reported to following Programs/Unsuccessful Discharge from:** *If YES, add 13* →

Community service, Day Reporting, Detention and/or Diversion Center, Boot Camp, Employment and/or Residential programs

◆ **Condition(s) Violated:** Score factors A to D and enter the total

A. Change residence or leave Commonwealth of Virginia without permission .....	0	<input style="width: 20px; height: 20px;" type="text"/>	+ + + + = Enter A to D Total <input style="width: 40px; height: 20px;" type="text"/>
B. Use, possess, distribute controlled substances or paraphernalia .....	16	<input style="width: 20px; height: 20px;" type="text"/>	
C. Abscond from supervision .....	17	<input style="width: 20px; height: 20px;" type="text"/>	
D. Any other condition(s) (except new conviction) .....	1	<input style="width: 20px; height: 20px;" type="text"/>	

◆ **Time Absconded**

Less than 6 months .....	0	<input style="width: 40px; height: 20px;" type="text"/>
6 months to 1 year .....	10	
More than 1 year .....	17	

**Total Score**

If total is 30 or less, the recommendation is Probation/No Incarceration.  
 If total is 31 or more, go to Section C Worksheet.

## Probation Violation Guidelines Section C Offender Name: \_\_\_\_\_

◆ **Original Felony Offense Type** *select the type of most serious original felony offense*

A. DWI or Habitual Offender .....	3	<b>Score</b> ▼ <input style="width: 40px; height: 20px;" type="text"/>
B. Property .....	4	
C. Drug .....	5	
D. Person .....	13	
E. Weapon .....	16	
F. Other .....	1	

◆ **Previous Adult Probation Revocations**

Number: 1 - 2 .....	4	<input style="width: 40px; height: 20px;" type="text"/>
3 or more .....	16	

◆ **New Arrests for Crimes Against Person**

Number: 0 .....	0	<input style="width: 40px; height: 20px;" type="text"/>
1 .....	4	
2 .....	15	
3 - 4 .....	30	
5 or more .....	38	

◆ **New Arrests for Nonperson Crimes**

Number: 0 - 1 .....	0	<input style="width: 40px; height: 20px;" type="text"/>
2 .....	9	
3 - 4 .....	12	
5 or more .....	19	

◆ **Months until First Noncompliant Incident**

10 months or less .....	28	<input style="width: 40px; height: 20px;" type="text"/>
More than 10 months to 22 months .....	22	
More than 22 months .....	0	

◆ **Unsuccessful Discharge from Detention Center Program** *If YES, add 30* →

◆ **Never Reported to Drug Treatment/Drug Education Program**

Number: 1 - 2 .....	9	<input style="width: 40px; height: 20px;" type="text"/>
3 or more .....	16	

◆ **Positive Drug Test (not marijuana or alcohol)** *If YES, add 10* →

◆ **Violate Sex Offender Restrictions** *If YES, add 40* →

◆ **Time Absconded**

2 months or less .....	0	<input style="width: 40px; height: 20px;" type="text"/>
More than 2 months to 24 months .....	9	
More than 24 months .....	12	

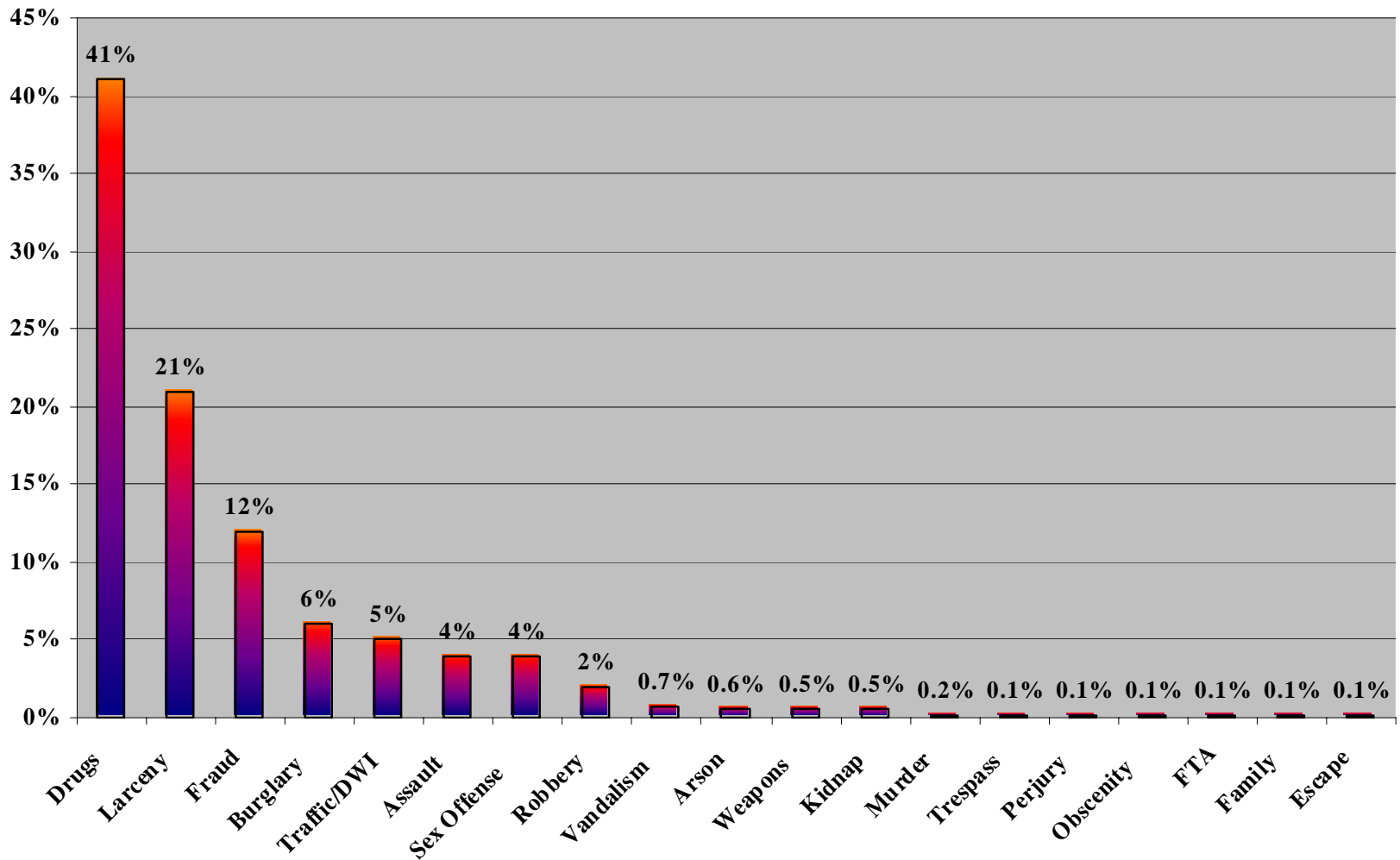
**Total Score**

See Probation Violation Guidelines Section C Recommendation Table for guidelines sentence range.

# Probation Violation Guidelines

1,221 applicable cases as of 2/14/05

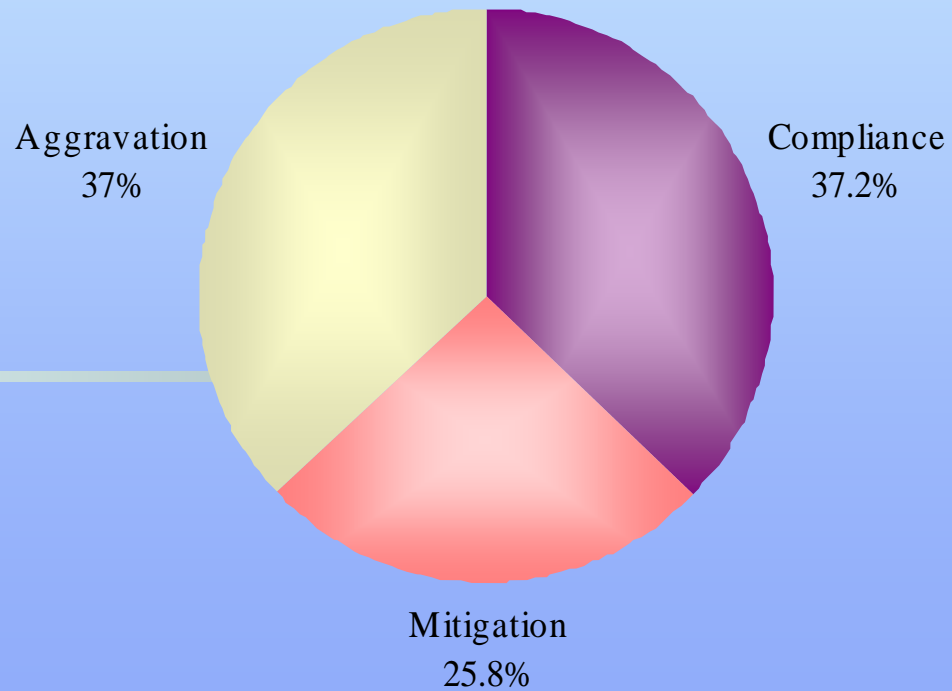
Violation Guidelines Received by Type of Original Offense



# Probation Violation Guidelines

1,221 applicable cases as of 2/14/05

## PVG Compliance



# Probation Violation Guidelines

1,221 applicable cases as of 2/14/05

## Dispositional Compliance:

The degree to which judges agree with the type of sanction recommended in violation cases.

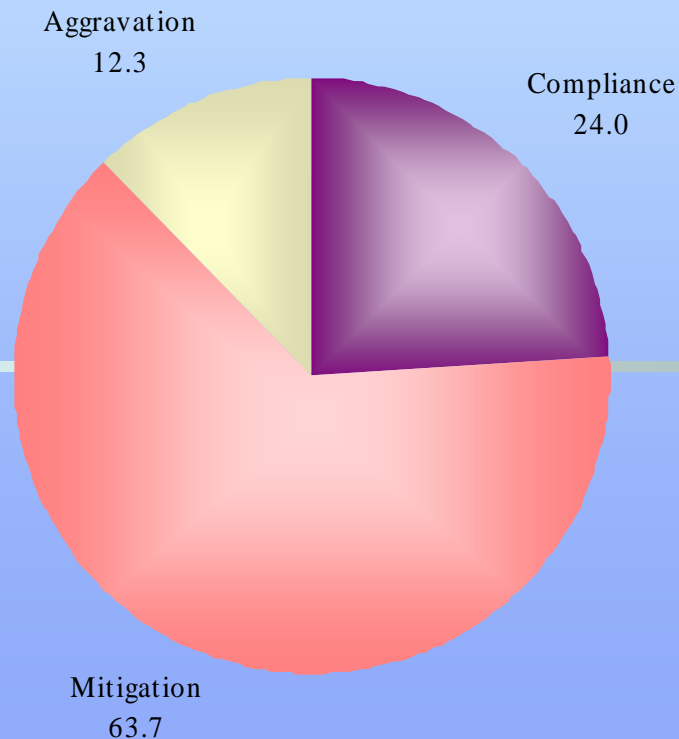
Recommended Disposition	Actual Disposition Received		
	<i>Probation</i>	<i>Jail &lt;= 12m</i>	<i>Prison &gt;= 1y</i>
<i>Probation</i>	34.1	56.9	9.0
<i>Jail &lt;= 12m</i>	12.4	77.6	9.9
<i>Prison &gt;=1y</i>	8.8	53.0	38.2

# Probation Violation Guidelines

1,221 applicable cases as of 2/14/05

Durational compliance:

The degree to which judges agree with the sentence length recommended in jail and prison cases.



- Cases recommended for probation that went above guidelines were sentenced to an average (median) sentence of 6 months.

- When guidelines recommend incarceration but judge sentences individual to:

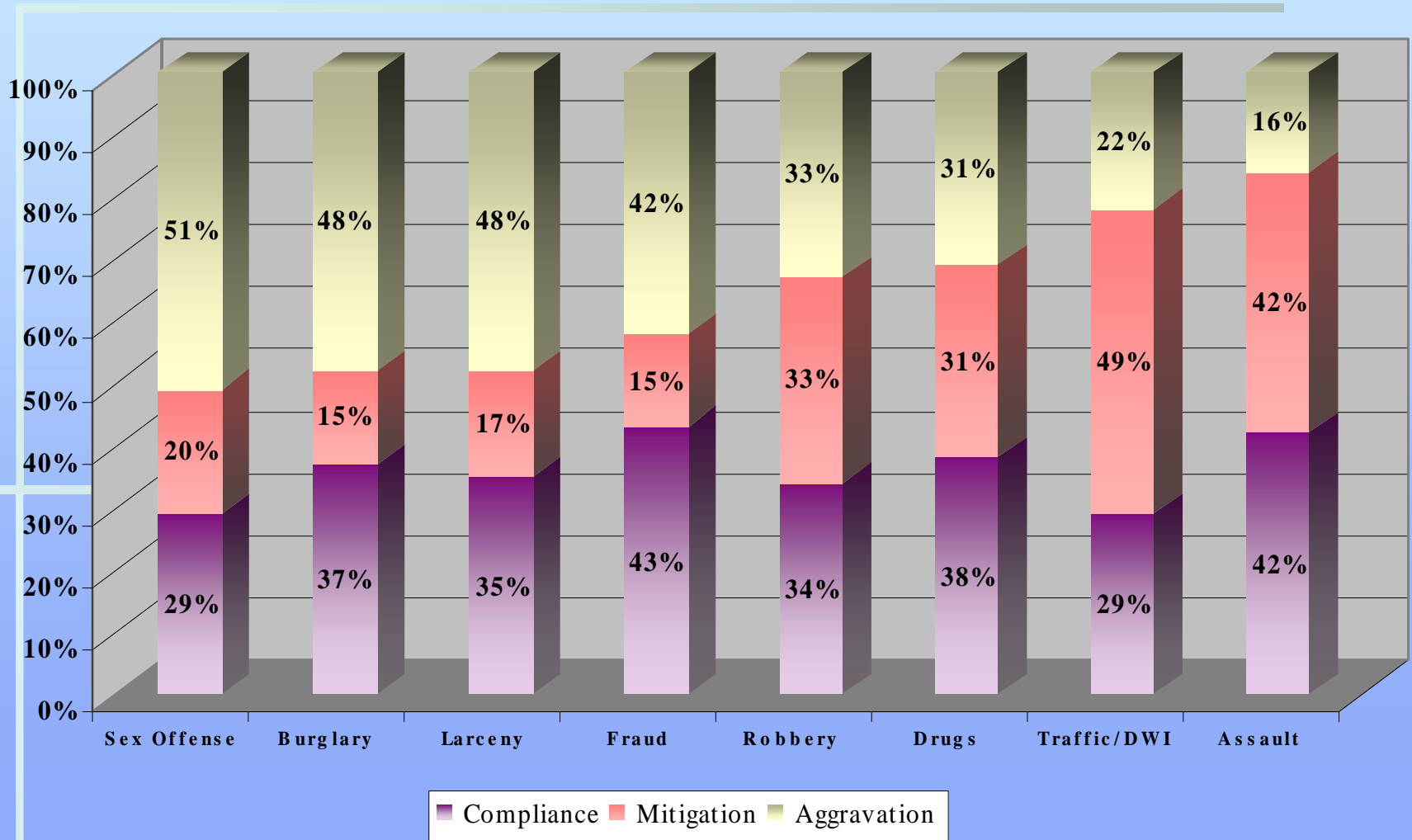
- More stringent penalty = 9 mos avg

- Less stringent penalty = 5 mos avg

# Probation Violation Guidelines

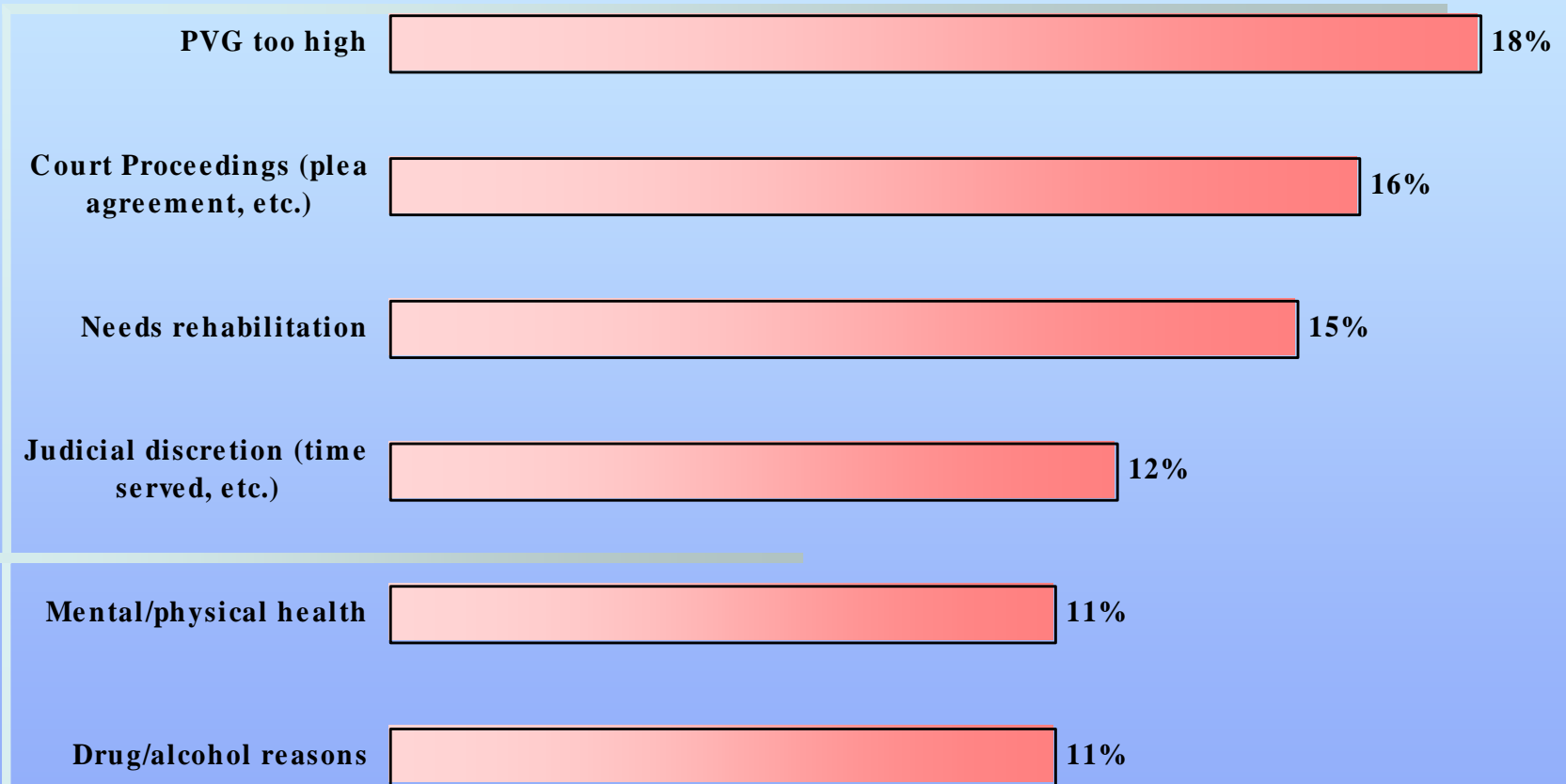
1,221 applicable cases as of 2/14/05

Violation Guidelines--Compliance by Offense



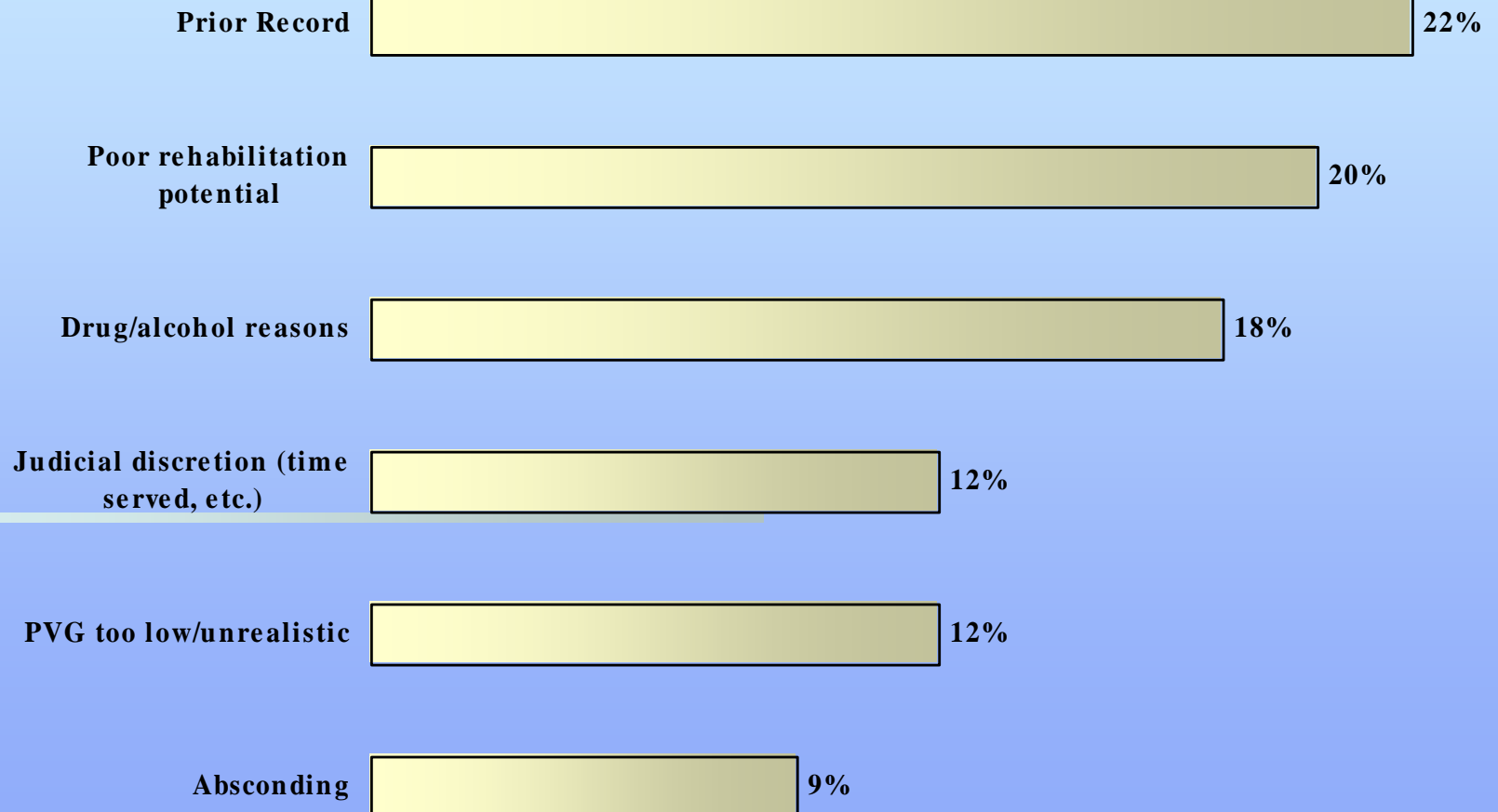


# Mitigation – Departure Reasons\* (25.8%)



*\*50% of mitigating cases have no departure reason cited. Percentages are based on the number of mitigating cases for which reasons were provided.*

# Aggravations – Departure Reasons\* (37%)



*\*64% of aggravating cases have no departure reason cited. Percentages are based on the number of aggravating cases for which reasons were provided.*