

Criminal Filing Trends in Virginia's Courts

Supreme Court of Virginia, Office of the Executive Secretary
Court Performance & Statistical Services
September 11, 2023

Filing Trends in Virginia's Courts

Circuit Courts

- ▶ Felony (Capital + Non-capital)
- ▶ Misdemeanor
- ▶ Case Processing

General District Courts

- ▶ Felony (Criminal + Traffic)
- ▶ Misdemeanor (Criminal + Traffic)
- ▶ Case Processing

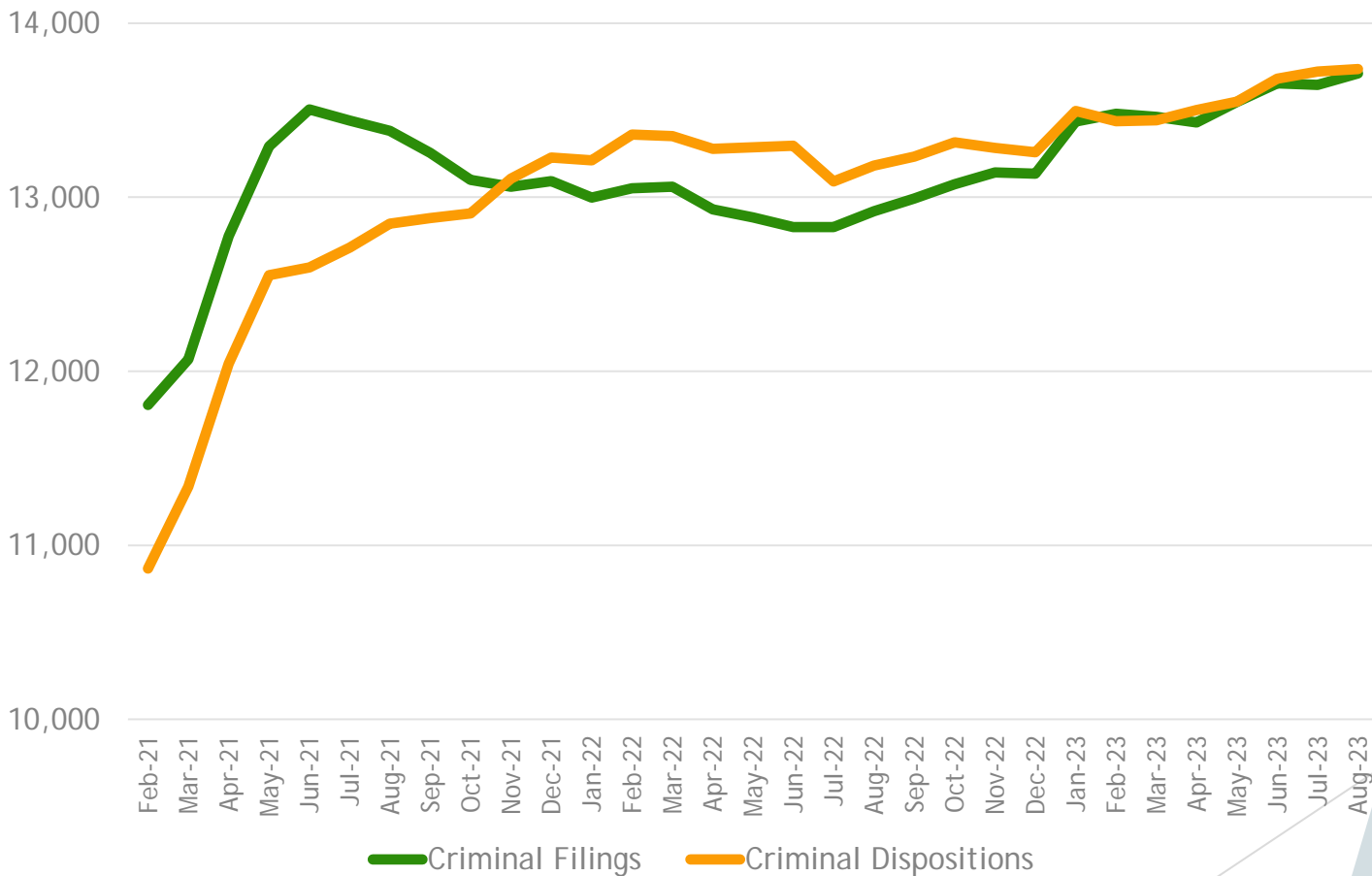
Juvenile and Domestic Relations District Courts

- ▶ Felony (Adult, Juvenile)
- ▶ Misdemeanor (Adult, Juvenile)
- ▶ Case Processing

Impact of COVID-19 on Filings & Dispositions

1/2021 - 8
/2023

Circuit Courts*: Criminal (12 Month Rolling Average)



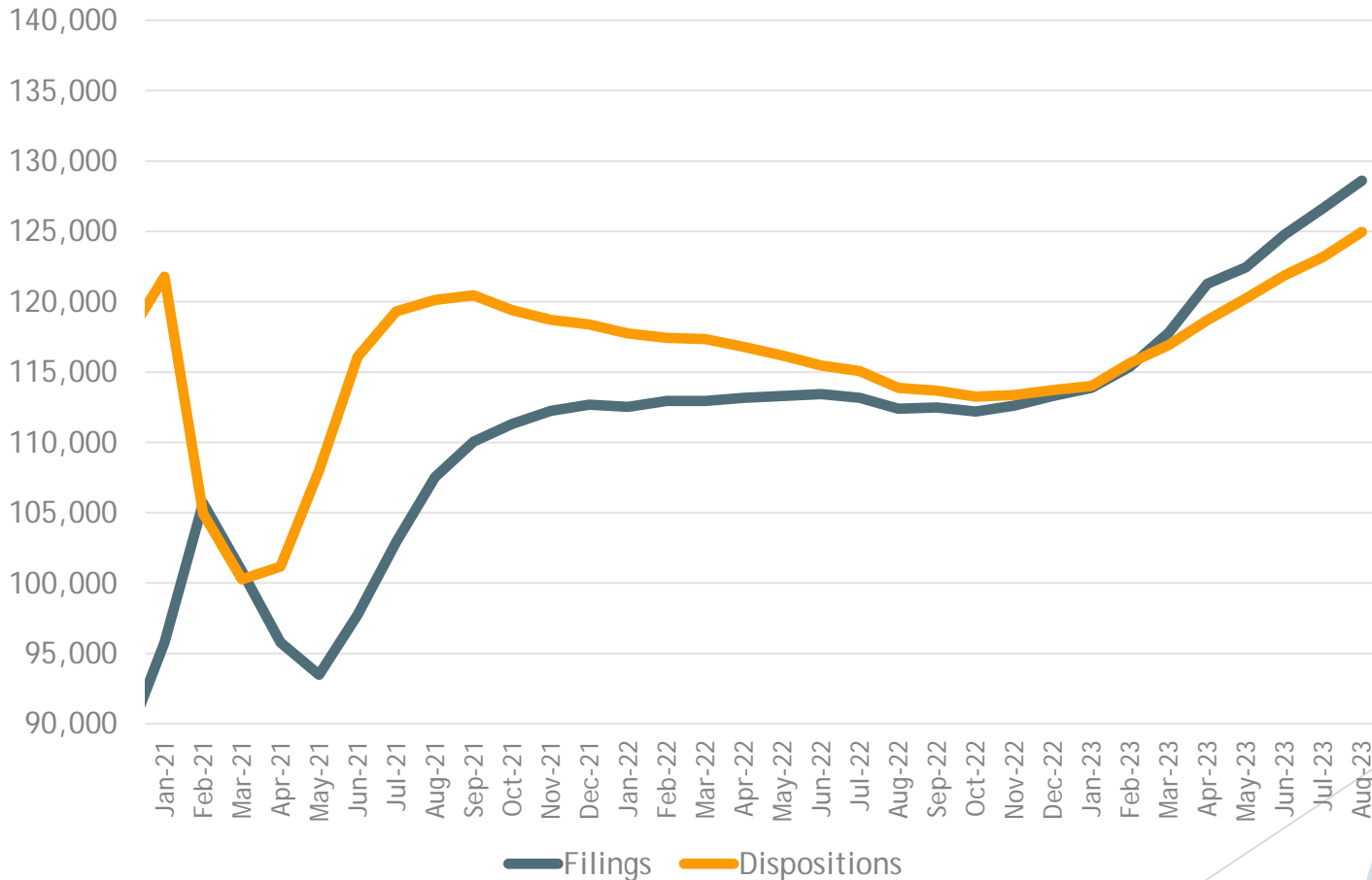
*excludes Alexandria CC and Fairfax CC (not on Circuit Caseload Management System, CCMS).

Note: This information is for courts' internal caseload management purposes only.

Impact of COVID-19 on Filings & Dispositions

1/2021 - 8/2023

General District Courts (Criminal & Traffic Division): 12 Month Rolling Average

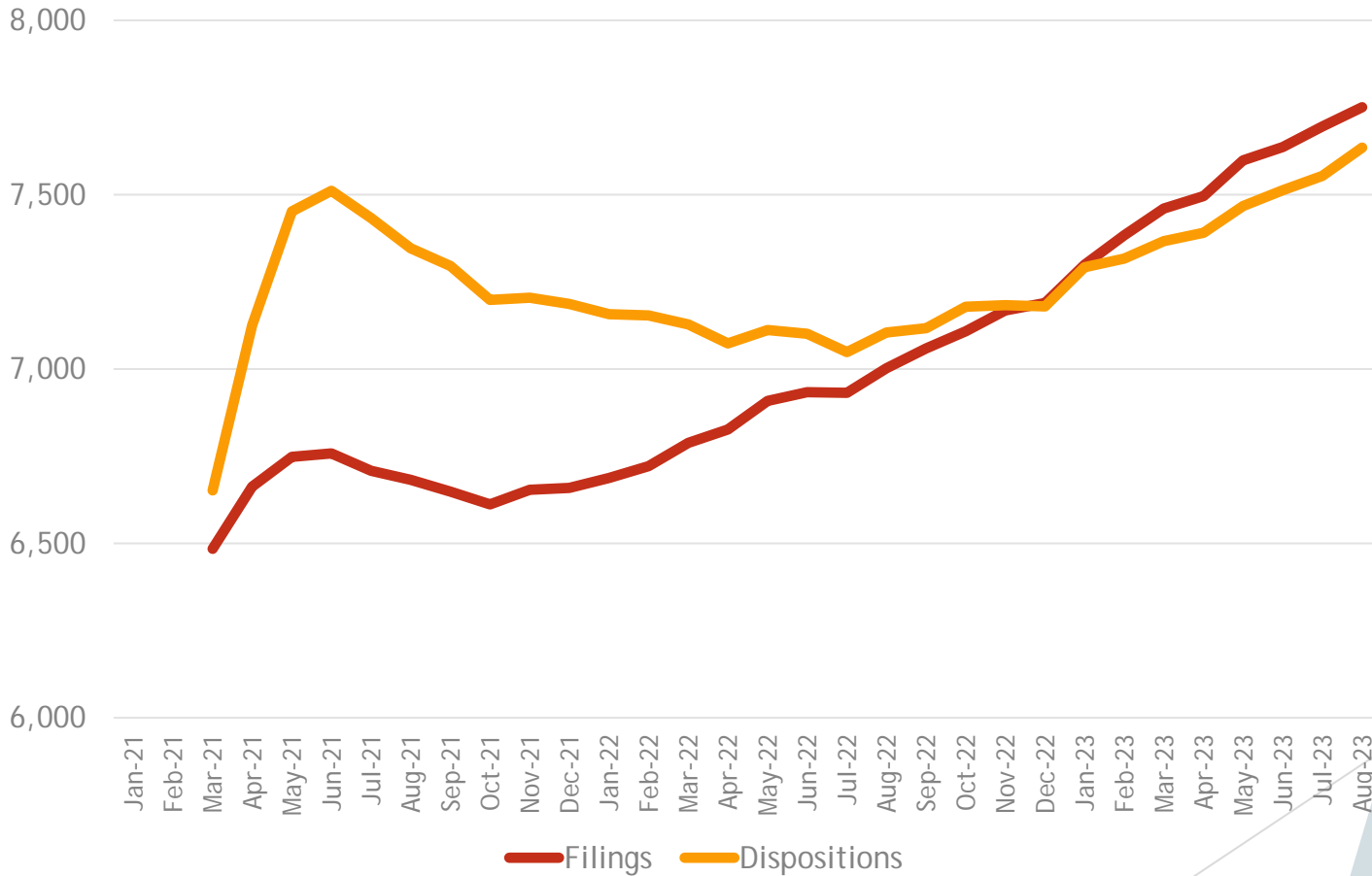


Note: This information is for courts' internal caseload management purposes only.

Impact of COVID-19 on Filings & Dispositions

1/2021- 8/2023

J&DR District Courts (Criminal & Delinquency):



Note: This information is for courts' internal caseload management purposes only.

Circuit Courts

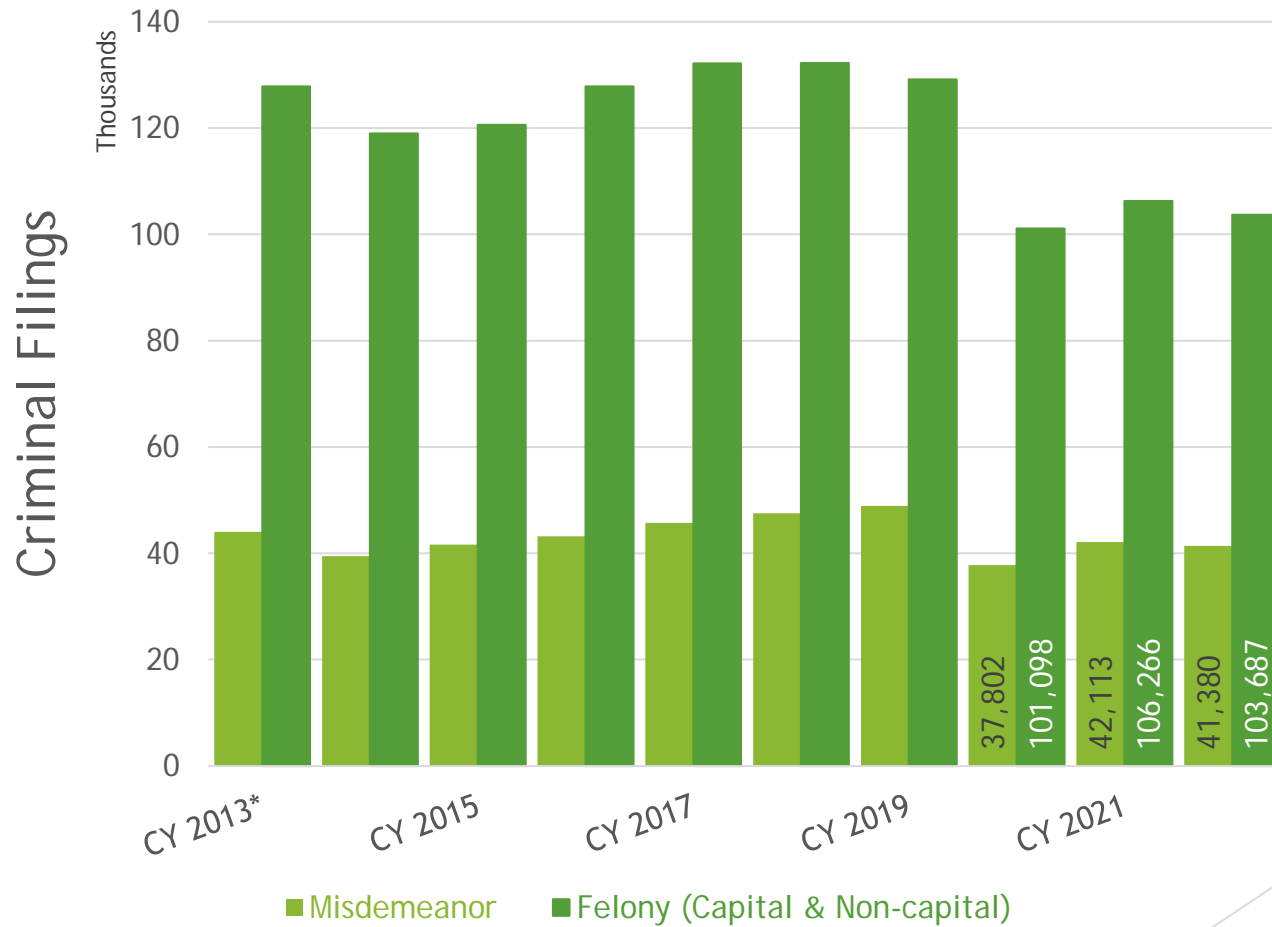
CY 2013 - CY 2022 Trend

- ▶ **Criminal Filings**
 - Felony (Capital + Non-capital)
 - Misdemeanor

- ▶ **Case Processing**
 - Clearance Rate
 - Time To Disposition
 - Age of Pending

Circuit Courts: Filings

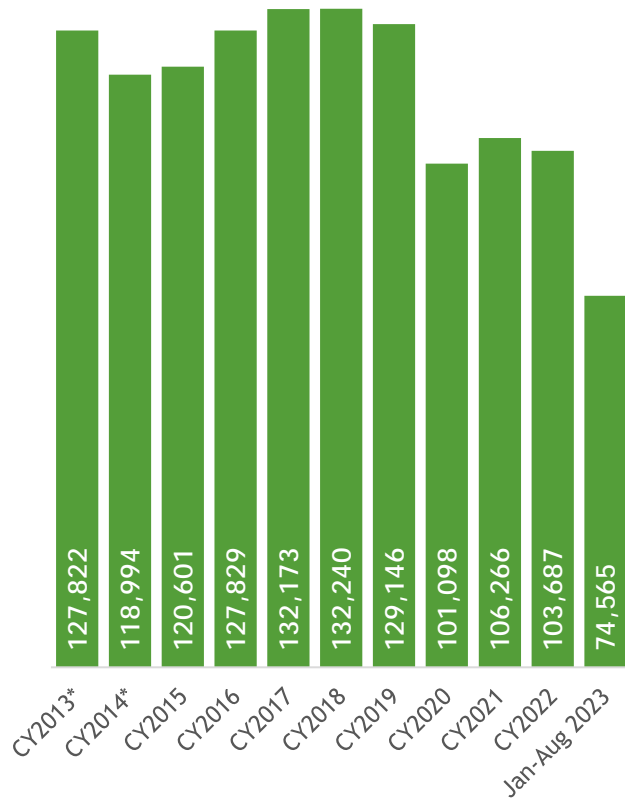
CY2015 - CY2022	
Felony	-14.0%
Misdemeanor	-.05%



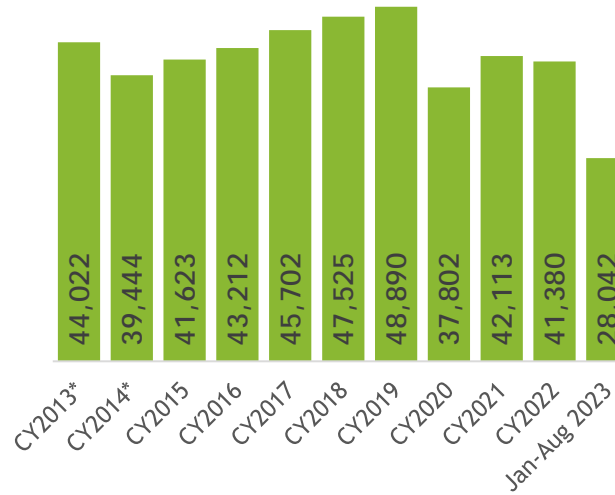
*CY 2013-2014 exclude Fairfax; CY 2014 data exclude Virginia Beach.

Circuit Courts: Filings

Felony



Misdemeanor

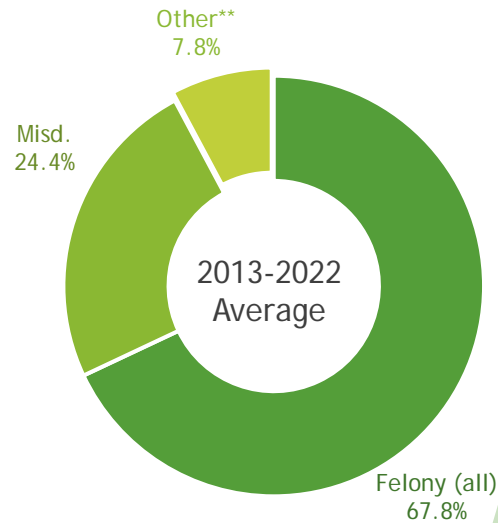
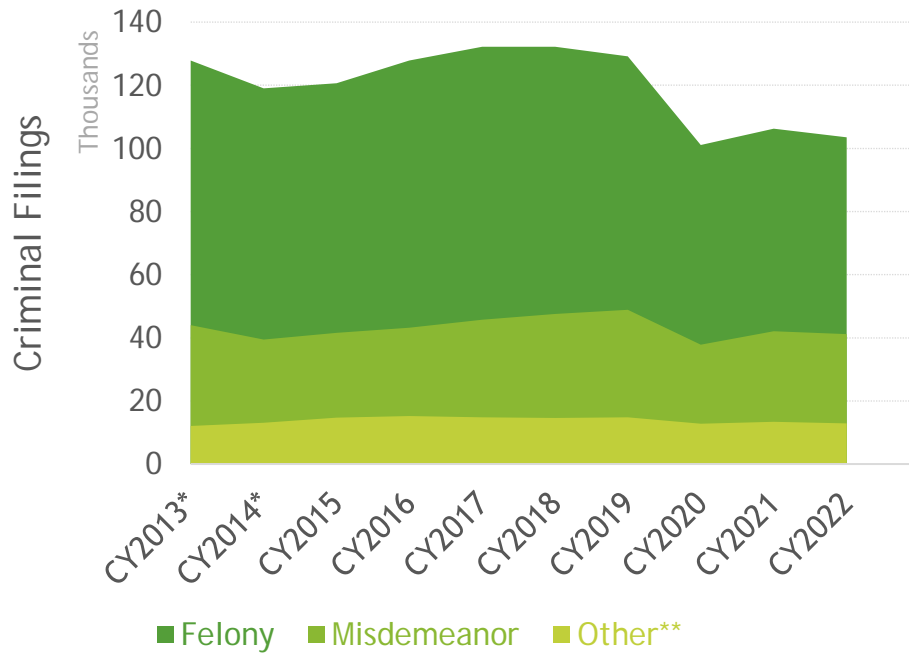


CY2015 - CY2022	
Felony	-14.0%
Misdemeanor	-0.5%
From previous year	
Felony	-2.4%
Misdemeanor	-1.7%

*CY 2013-2014 exclude Fairfax; CY 2014 data exclude Virginia Beach.

Circuit Courts: Criminal Filings Case mix

CY2013 - CY2022 avg.	
Felony	67.8%
Misdemeanor	24.4%
Other**	<u>7.8%</u>
	100.0%



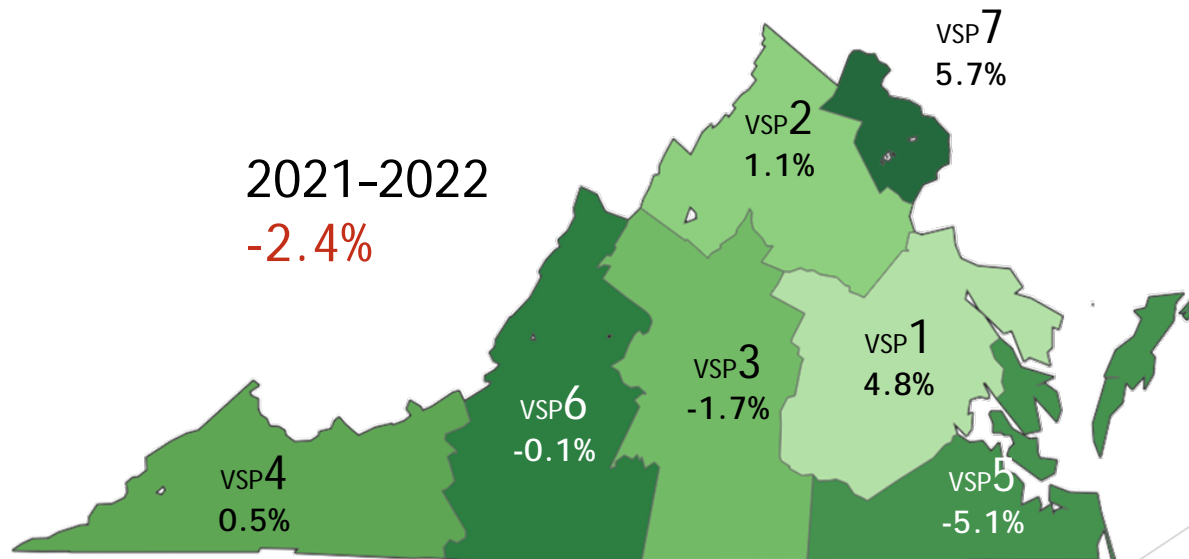
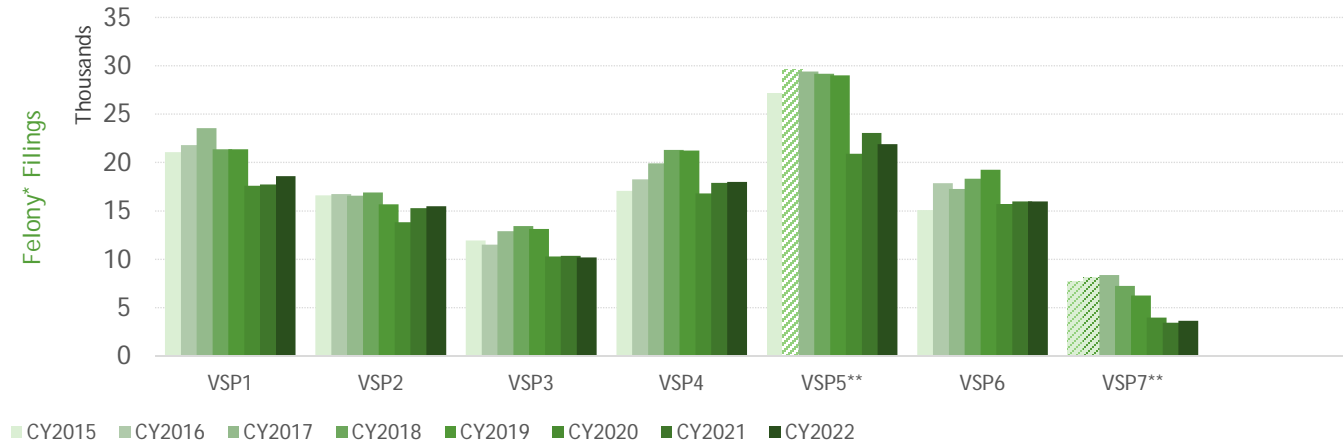
* 2014 data exclude Virginia Beach,
 **filing types: Civil, Infraction and Other.

Filing Case mix excludes Alexandria & Fairfax CC (not on Circuit Caseload Management System-CCMS).

Circuit Courts: Felony*

by VSP Div.

Virginia State Police
Divisions 1-7

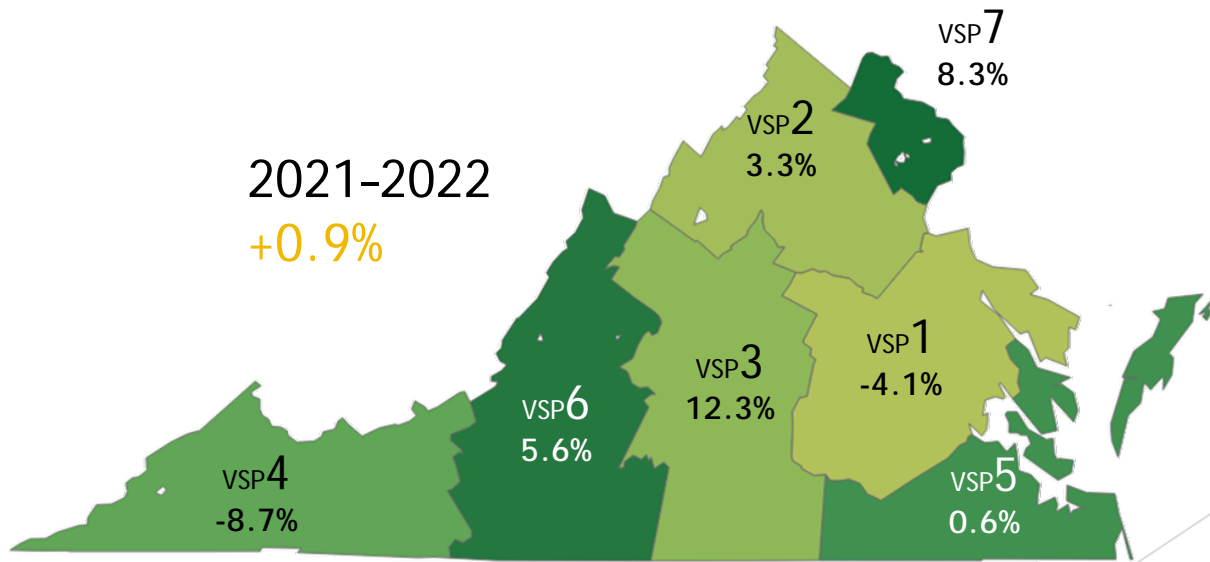
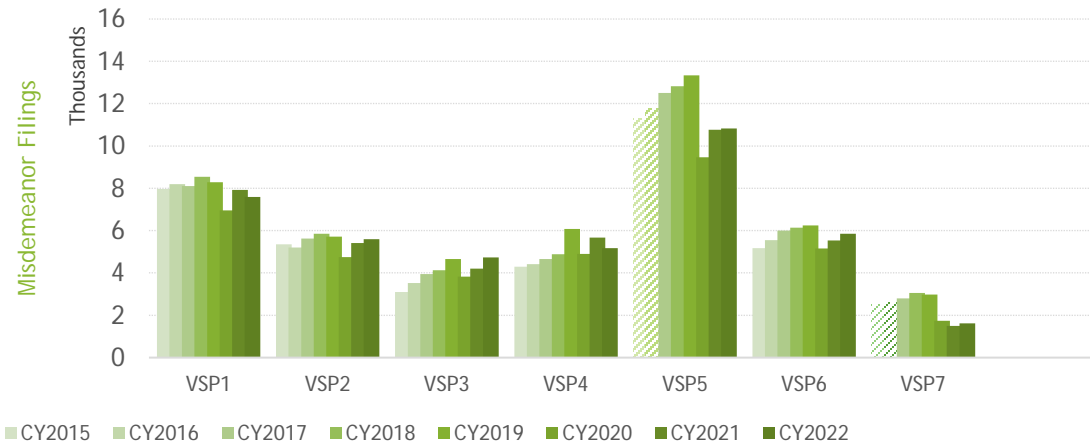


*filing types: Non-capital Felony and Capital Felony;

Circuit Courts: Misdemeanor

by VSP Div.

Virginia State Police
Divisions 1-7

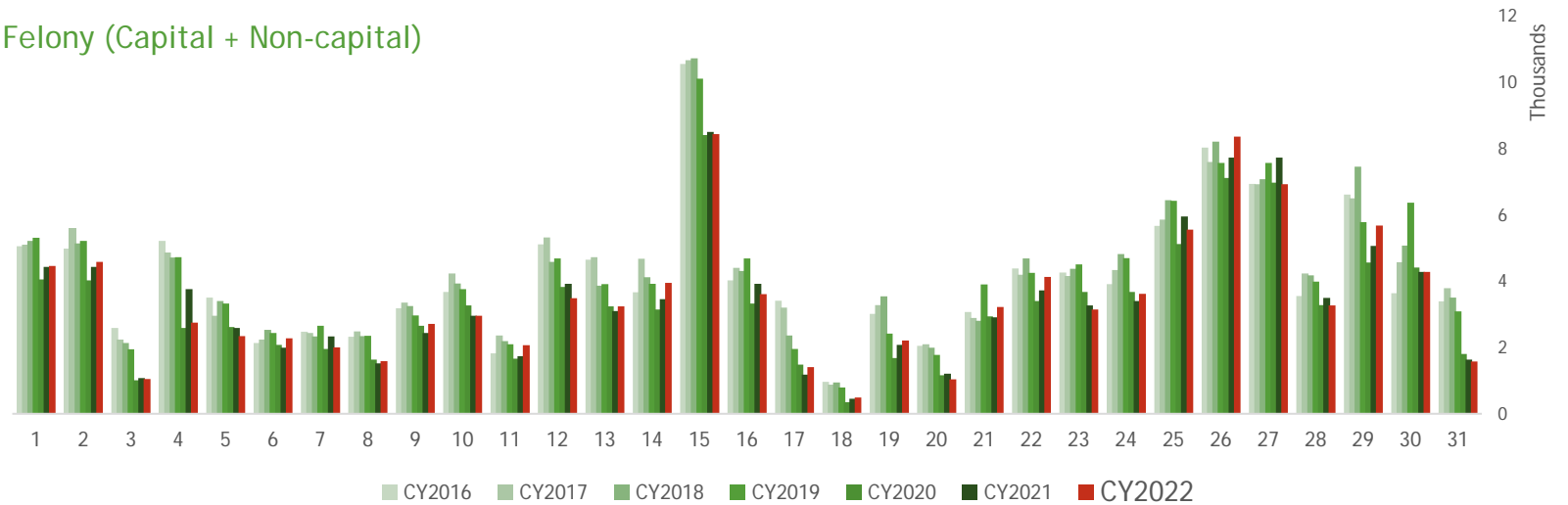


*VA Beach data for CY2014 and Fairfax data for CY2013-CY2014 unavailable;
CY2013 VA Beach misdemeanor data include traffic infractions.

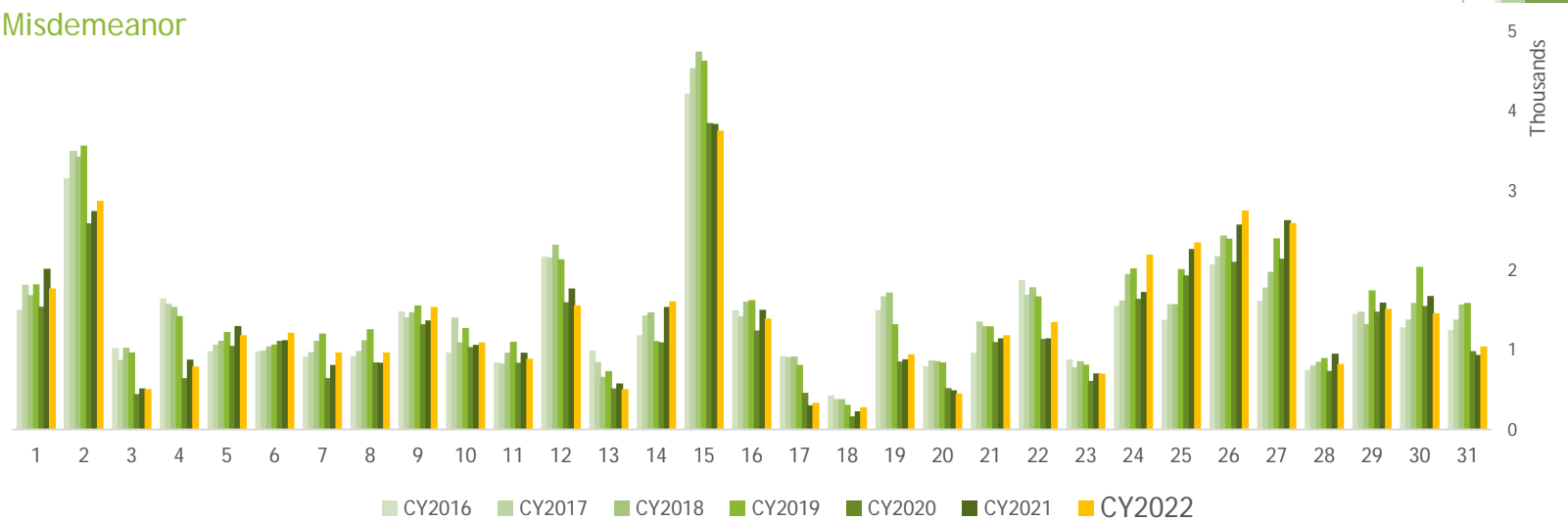
Circuit Courts: Filings (2016-2022)

by Jud. Circuit

Felony (Capital + Non-capital)

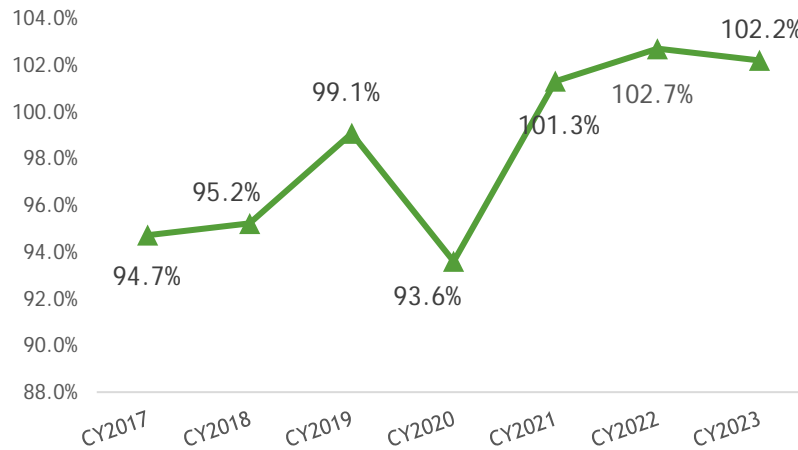


Misdemeanor



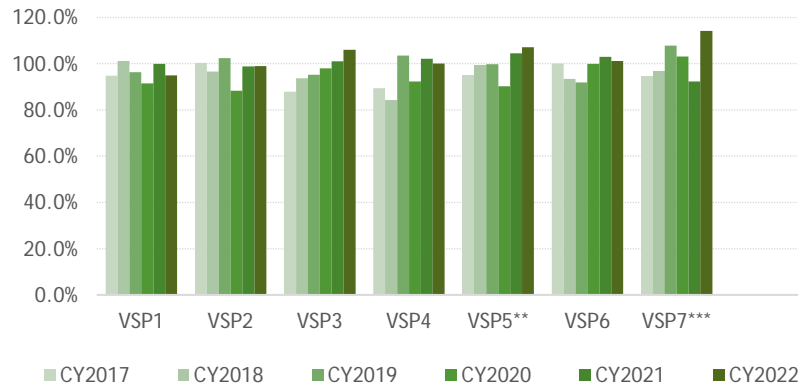
Note: see slide Virginia Judicial Circuits and Districts for list of localities served.

Circuit Clearance Rate: Felony*



CY2017 - CY2022 avg.
Felony* 97.8%

By Virginia State Police Division

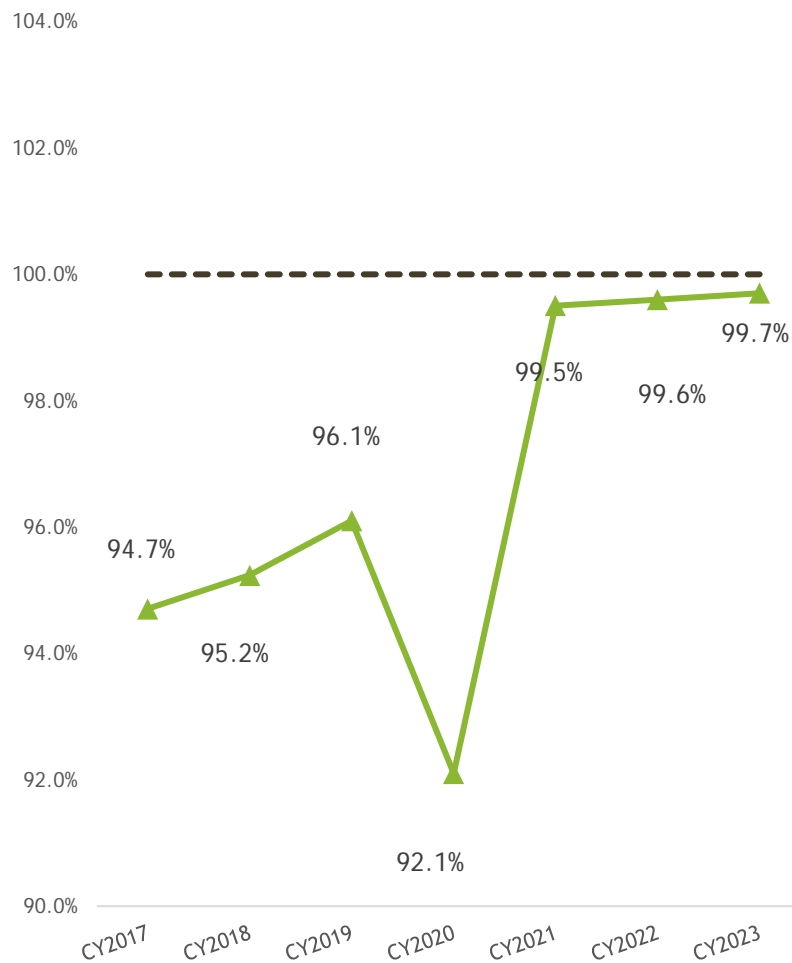


*Non-capital and Capital Felony. **VSP5 and 2nd Circuit: Virginia Beach CC data unavailable for CY2014.

***VSP7 and 19th Circuit: Fairfax CC data unavailable for CY2013-CY2014.

Clearance Rate is the number of disposed cases as a percentage of the number of filed cases in a given time period. A clearance rate of 100% means the court has disposed of as many cases as were filed.

Circuit Clearance Rate: Misdemeanor



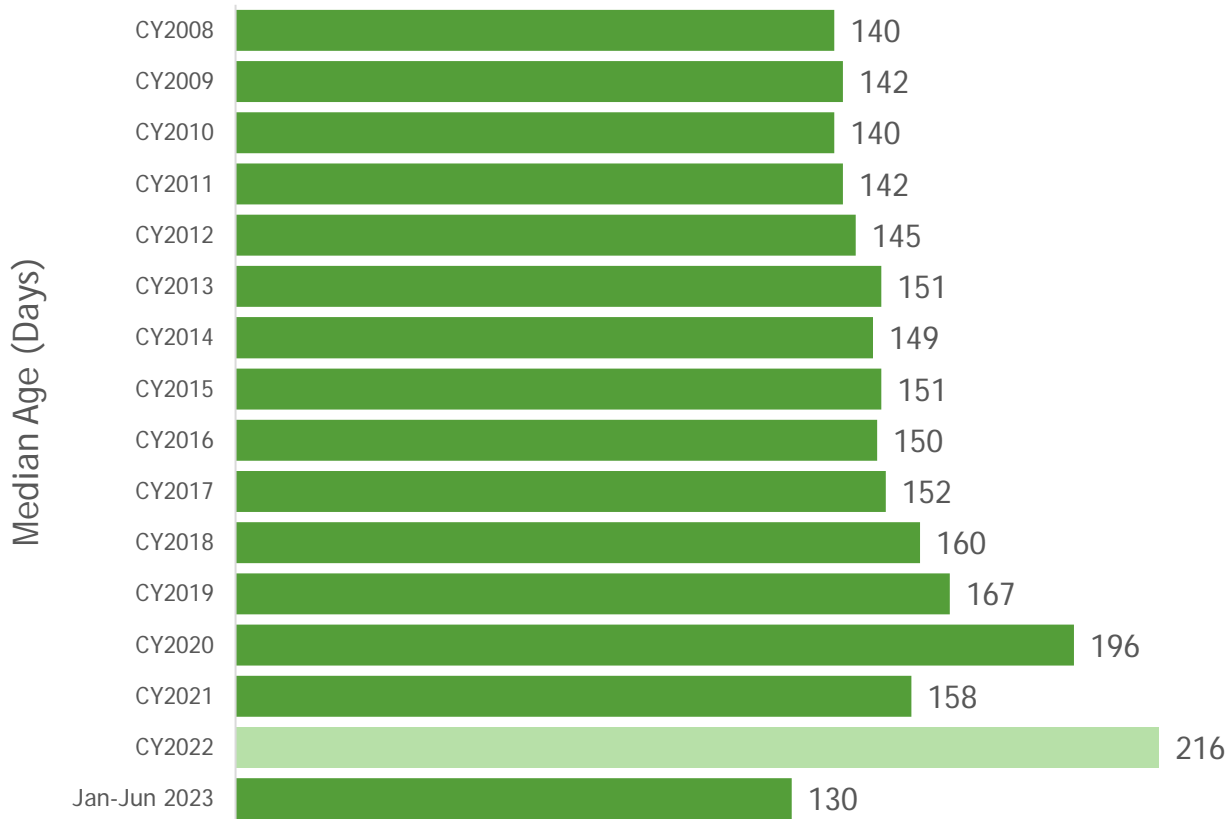
<u>CY2017 - CY2022 avg.</u>	
Misdemeanor	96.2%

Clearance Rate is the number of disposed cases as a percentage of the number of filed cases in a given time period. A clearance rate of 100% means the court has disposed of as many cases as were filed.

Circuit Time To Disposition

Median Age of Felony Cases in Virginia Circuit Courts*
(Filing or Measure Date in Circuit Court to Disposition)

Felony (non-capital)

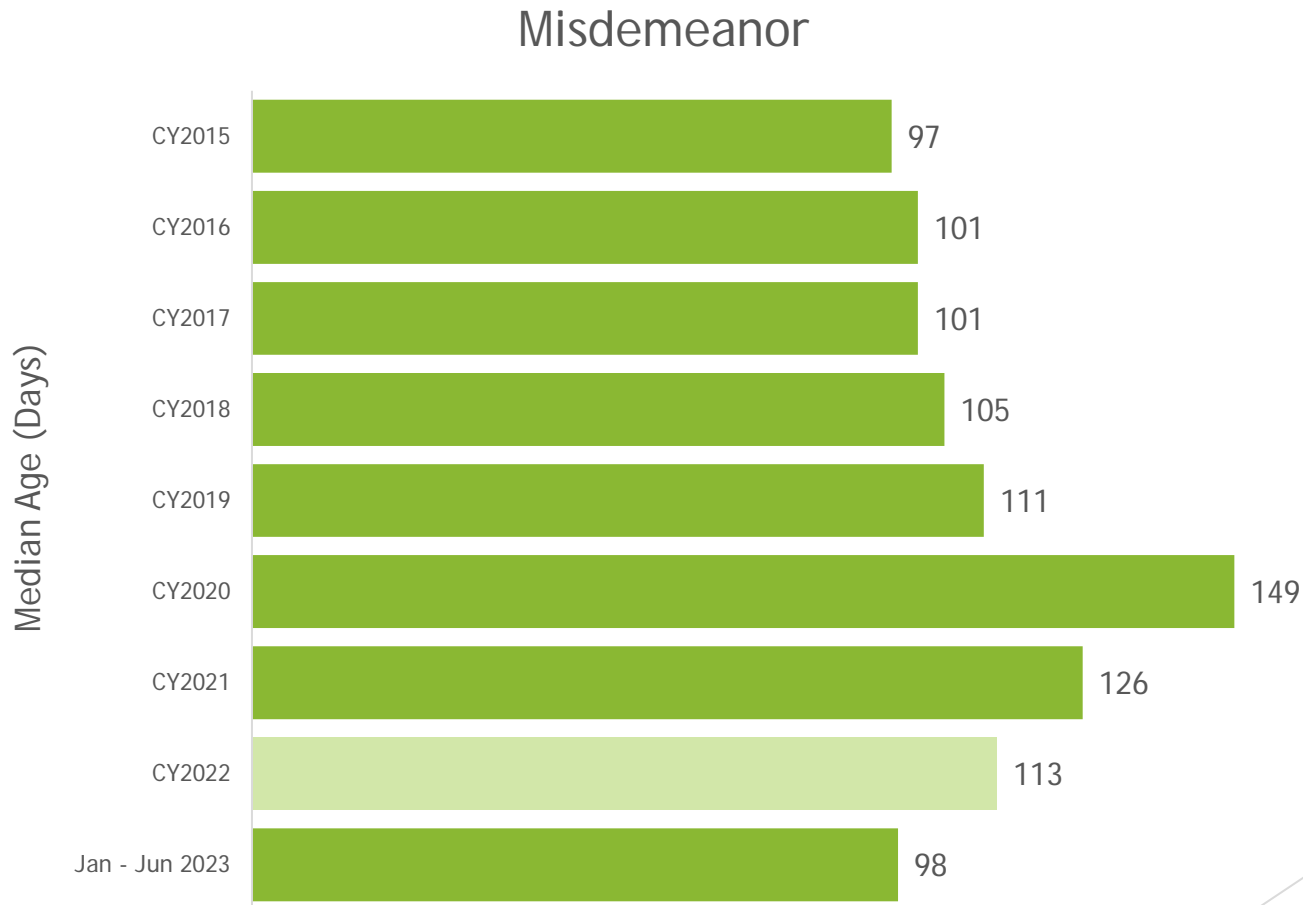


Jan-Jun 2023 MEDIAN AGE	
Felony (non-c.)	130 days
2022-Jan/Jan2023	-39.8%

*data exclude Alexandria CC and Fairfax CC;

Circuit Time To Disposition

Median Age of Misdemeanor Cases in Virginia Circuit Courts*
(Filing or Measure Date to Disposition)



Jan-Jun 2023 MEDIAN AGE	
Misdemeanor	98 days
2022 - Jan/ Jun 2023	-13.3%

*data exclude Alexandria CC and Fairfax CC;

Circuit Time To Disposition

Median and Mean Age of Non-Capital Felony and Misdemeanor Cases in Virginia Circuit Courts*
(Filing/Measure Date in Circuit Court to Disposition)

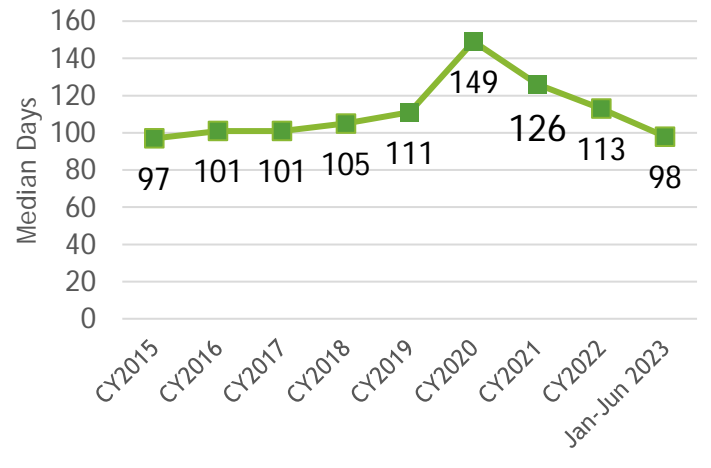
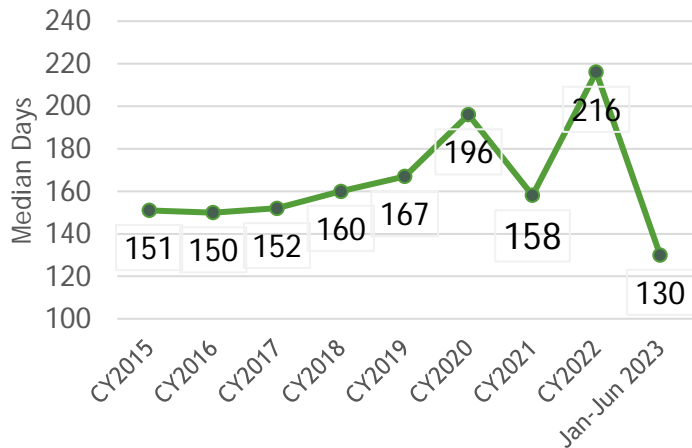
CY2022 MEDIAN AGE
 Felony (non-c.) **158 days**
 Misdemeanor **126 days**

FELONY (NON-CAP.)

Age (days)	CY						
	2016	2017	2018	2019	2020	2021	Jan-Jun 2022
Median	150	152	160	167	196	158	156
Mean	257	257	270	273	312	283	280

MISDEMEANOR

Age (days)	CY						
	2016	2017	2018	2019	2020	2021	Jan-Jun 2022
Median	101	101	105	111	149	126	123
Mean	184	182	184	191	245	240	227

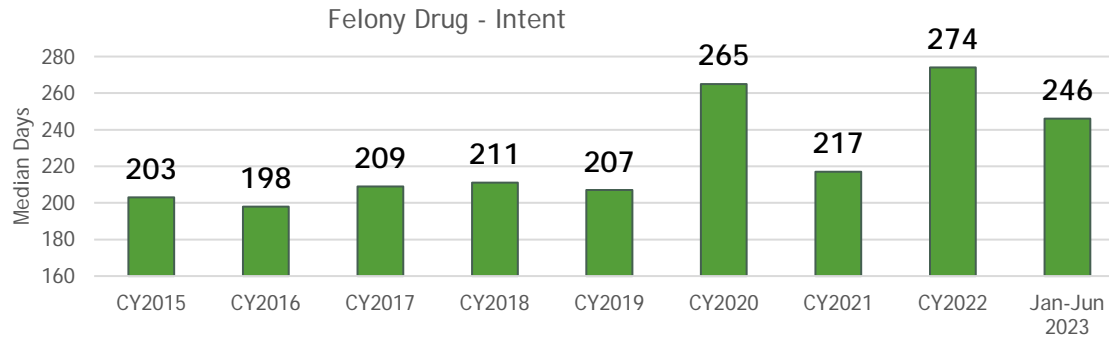


*data exclude Alexandria CC and Fairfax CC;

Circuit Time To Disposition: DRUG

FELONY DRUG - INTENT*

Age (days)	CY							Jan-Jun 2023
	2016	2017	2018	2019	2020	2021	2022	
Median	198	209	211	207	265	217	274	246



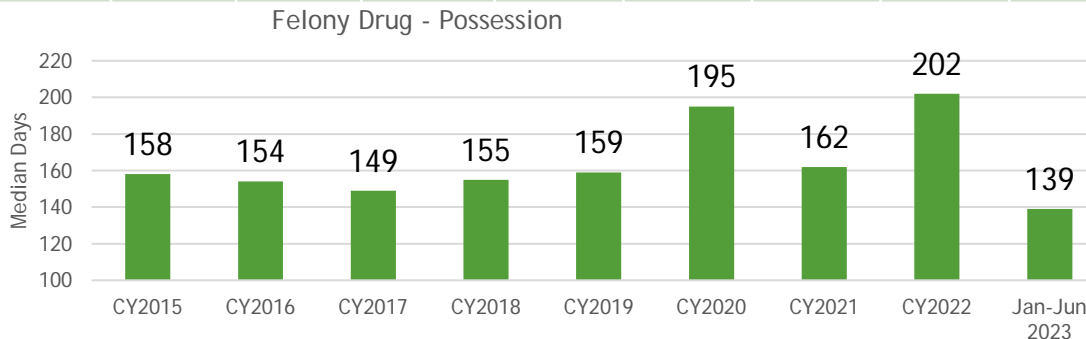
2022 MEDIAN AGE - DRUG

Felony (Intent) **274**

Felony (Poss.) **202**

FELONY DRUG - POSSESSION**

Age (days)	CY							Jan-Jun 2023
	2016	2017	2018	2019	2020	2021	2022	
Median	154	149	155	159	195	162	202	139



*Schedule I/II Drug §18.2-248 (Sale, Distribution, Etc.); **Schedule I/II Drug §18.2-250 (Simple Possession); Excl. Alexandria CC & Fairfax CC.

General District (GD) Courts

CY 2013 - CY 2022 Trend

▶ Criminal Filings

Felony (Criminal + Traffic)

Misdemeanor (Criminal + Traffic)

▶ Case Processing

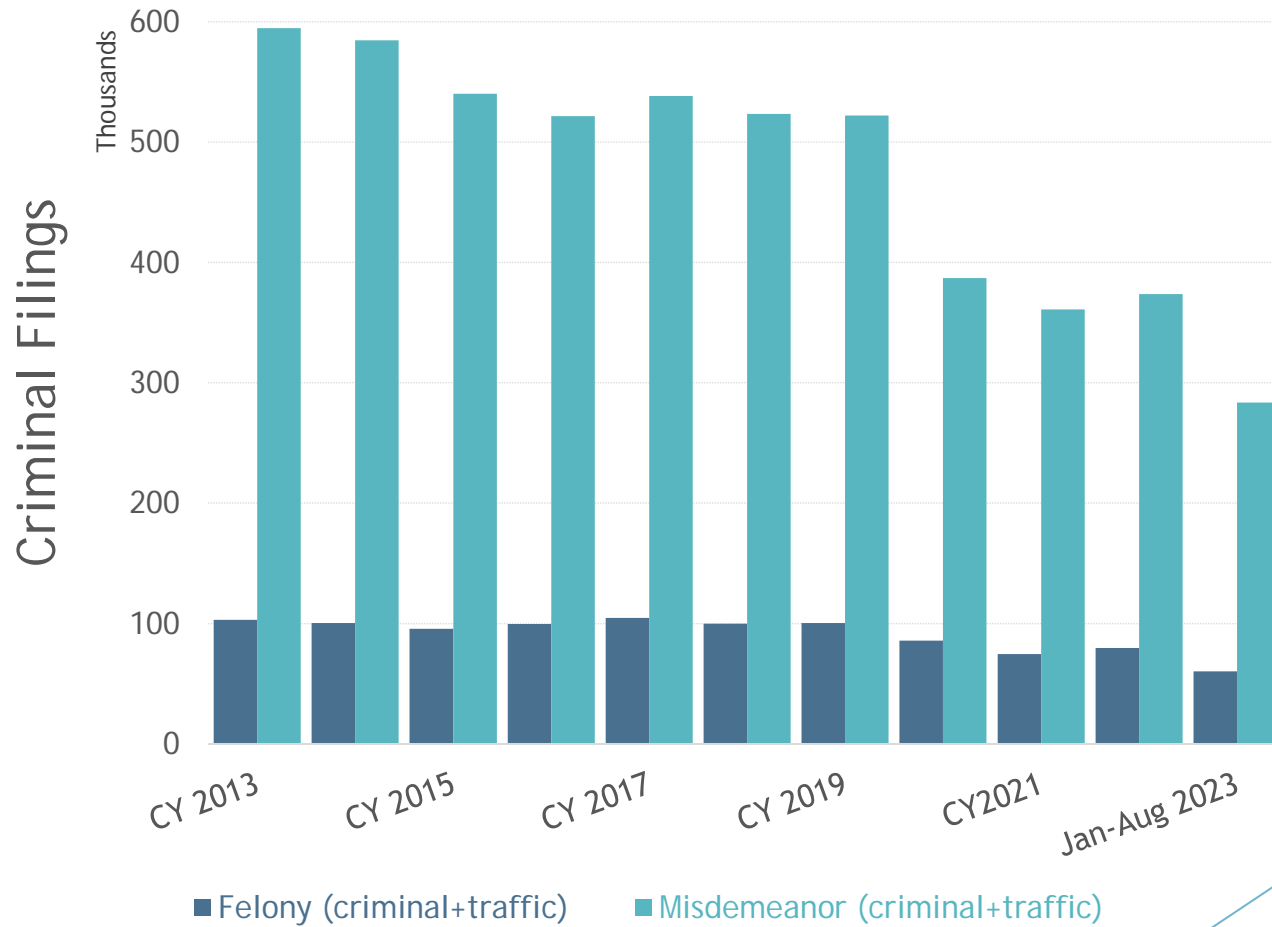
Clearance Rate

Time To Disposition

Age of Pending

GD Court Criminal Filings

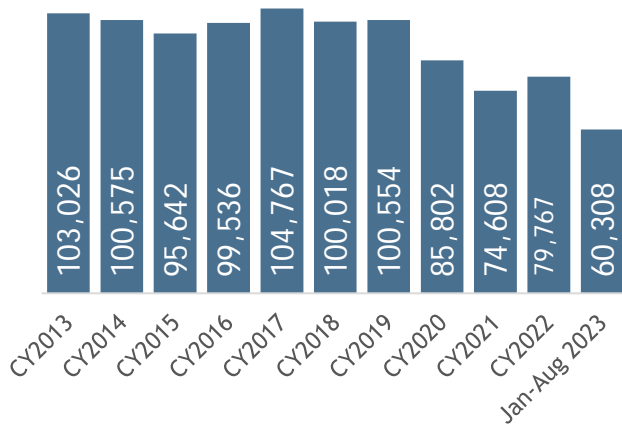
CY2013 - CY2022	
Felony	-22.6%
Misdemeanor	-37.3%



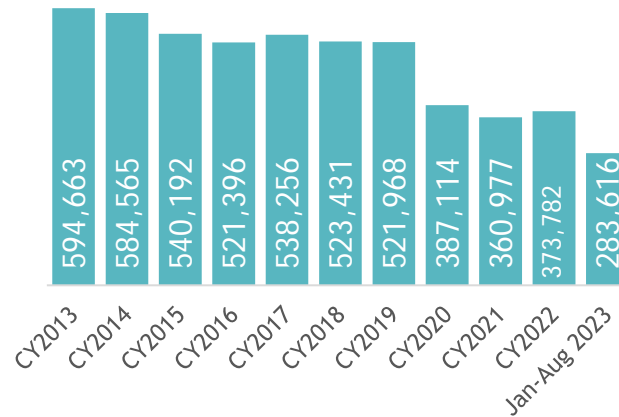
GD Court Criminal Filings

<u>CY2022</u>	
<u>From Previous Year</u>	
Felony	5.5%
Misdemeanor	1.1%

Felony
(criminal+traffic)



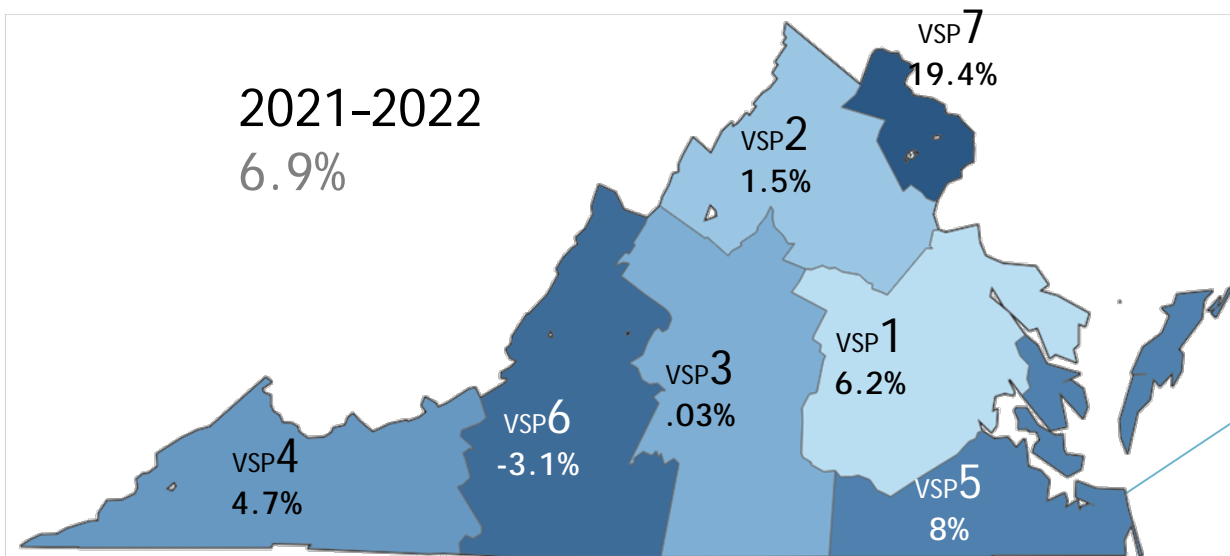
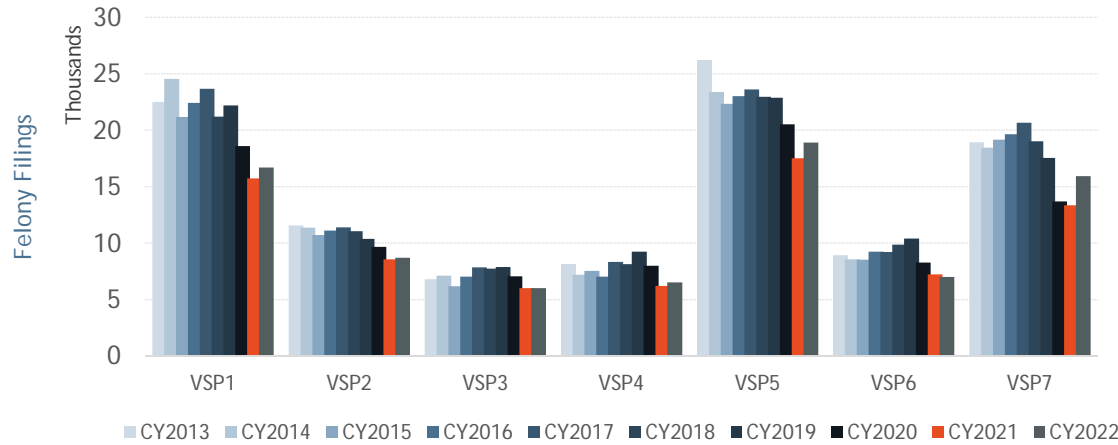
Misdemeanor
(criminal+traffic)



GD Courts: Felony (criminal + traffic)


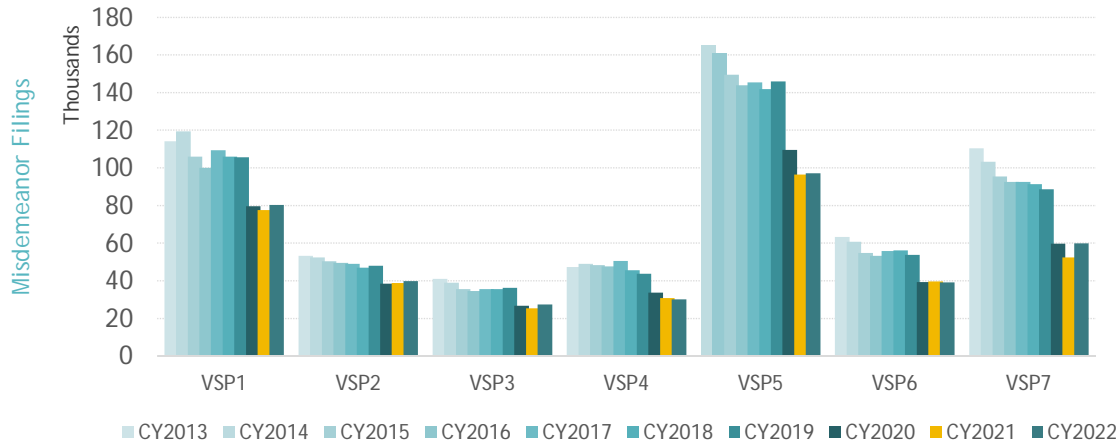
by VSP

Virginia State Police
Divisions 1-7



GD Courts: Misdemeanor (criminal + traffic) by VSP

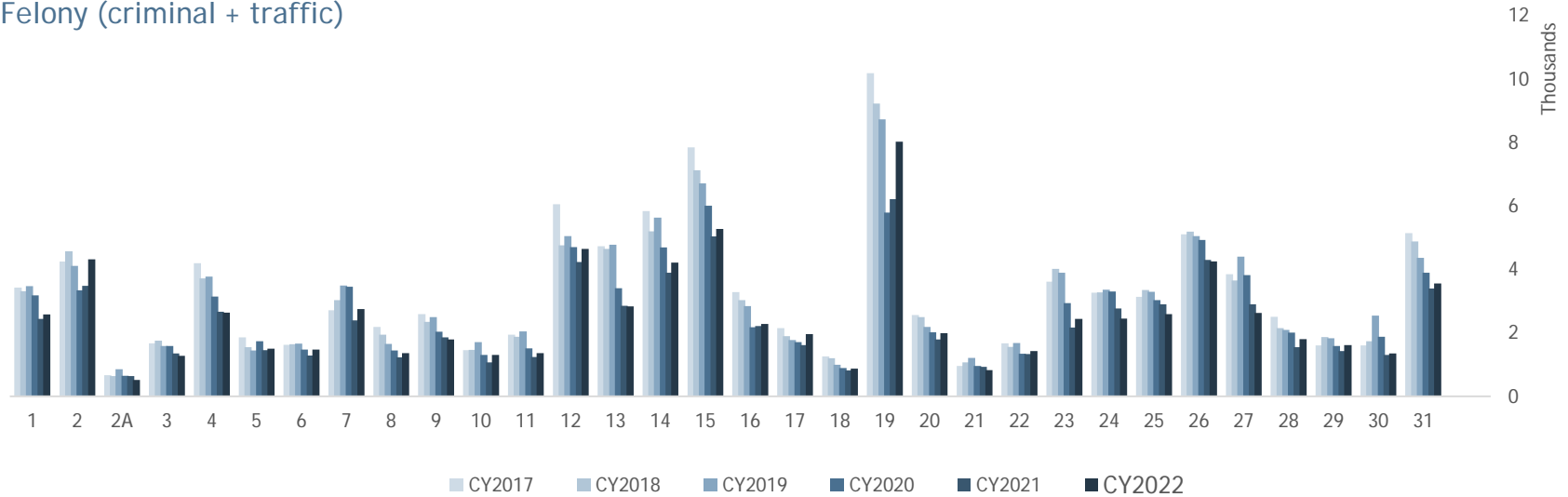
Virginia State Police
Divisions 1-7



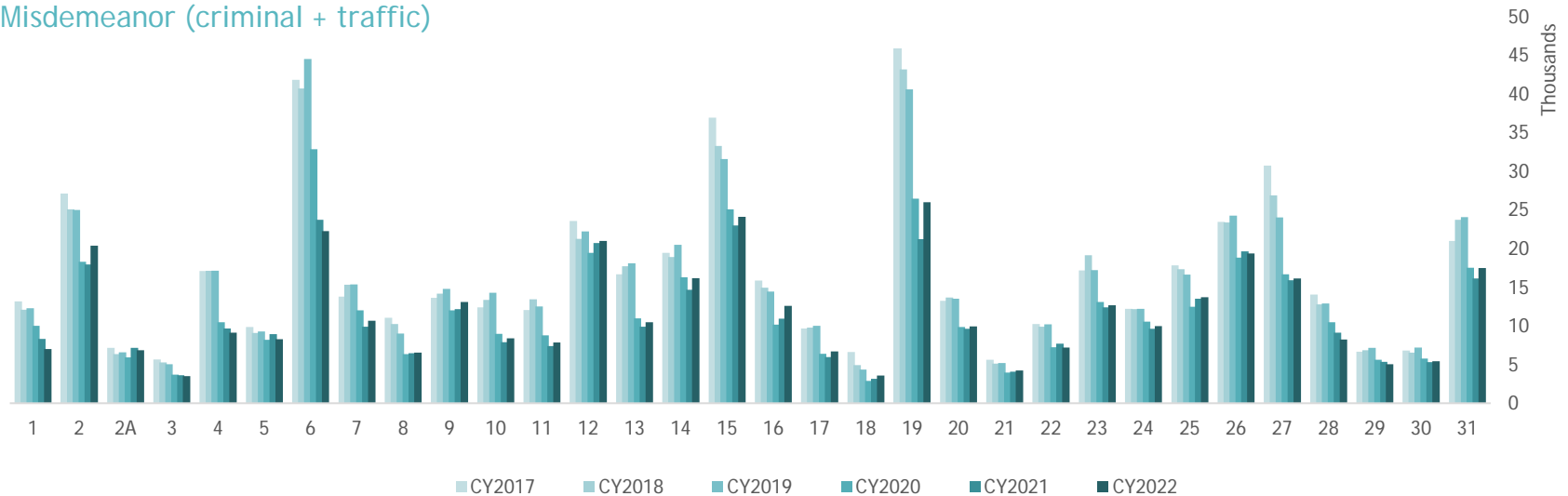
GD Court Filings (2017-2022)

by Jud. District

Felony (criminal + traffic)



Misdemeanor (criminal + traffic)



Note: see slide Virginia Judicial Circuits and Districts for list of localities served.

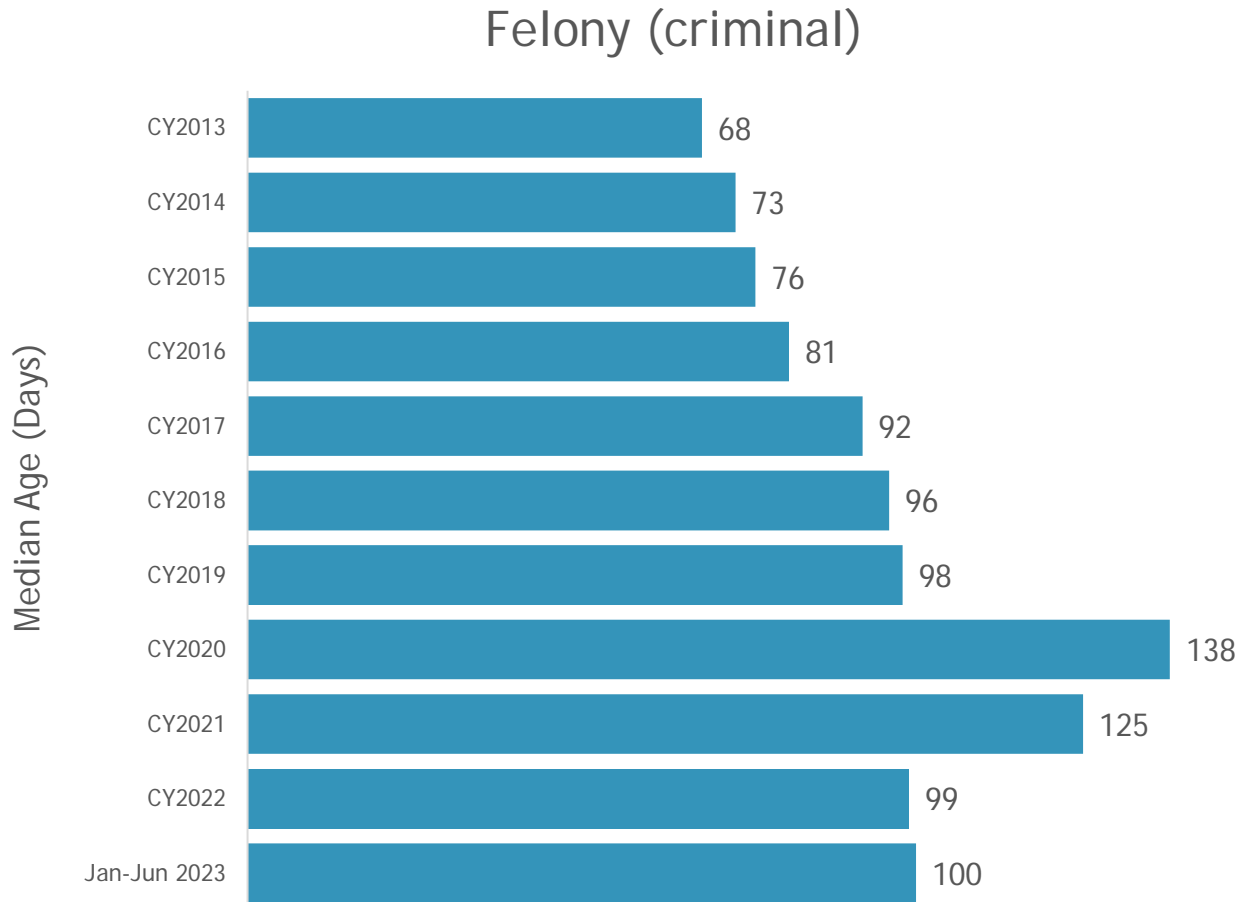
GD Time To Disposition

Median Age of Crim. Felony Cases in Virginia General District Courts
(Filing in General District Court to Disposition*)

CY2022 MEDIAN AGE

Felony
(criminal)

99 days



*Age from File date to Disposition date.

GD Time To Disposition

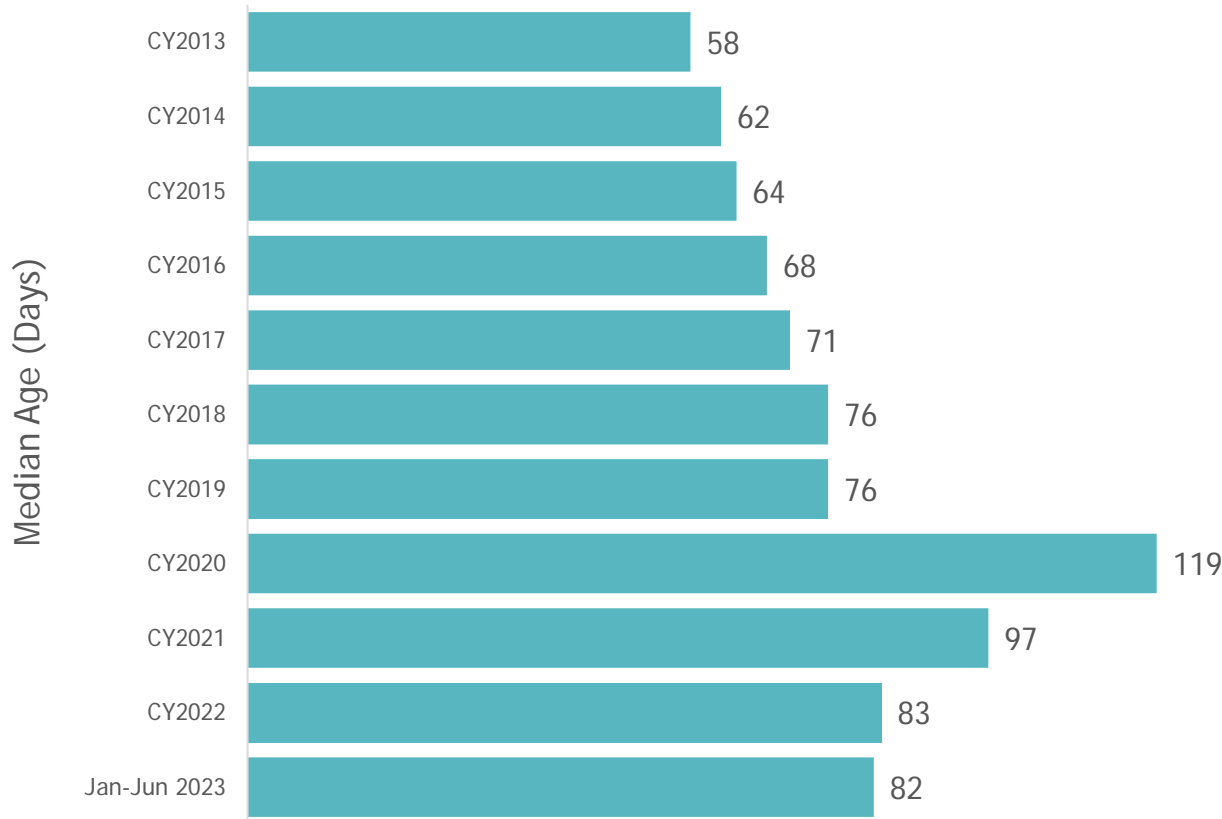
CY2022 MEDIAN AGE

Misdemeanor
(criminal)

83 days

Median Age of Crim. Misdemeanor Cases in Virginia General District Courts
(Filing in General District Court to Disposition*)

Misdemeanor (criminal)



*Age from File date to Disposition date.

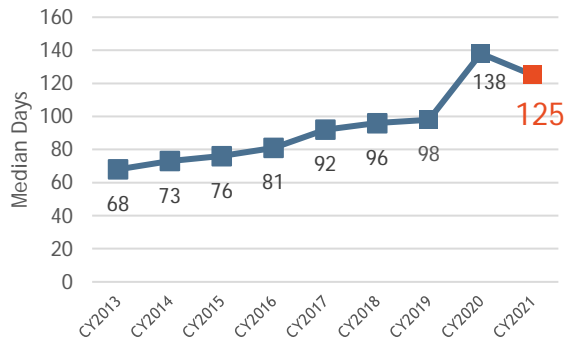
GD Time To Disposition

2022 MEDIAN AGE

Felony (criminal)	125
Misd. (criminal)	97
Felony (traffic)	120
Misd. (traffic)	86

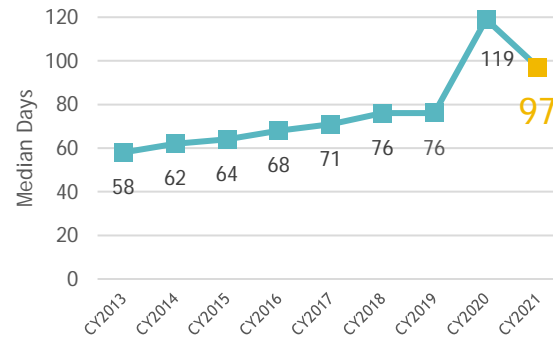
FELONY criminal

Age (days)	CY							Jan-Jun 2023
	2016	2017	2018	2019	2020	2021	2022	
Median	81	92	96	98	138	125	99	100
Mean	116	124	134	145	180	188	152	149



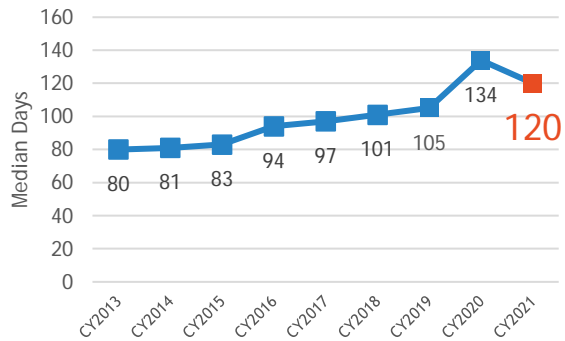
MISDEMEANOR criminal

Age (days)	CY							Jan-Jun 2023
	2016	2017	2018	2019	2020	2021	2022	
Median	68	71	76	76	119	97	83	82
Mean	139	118	132	134	173	188	146	141



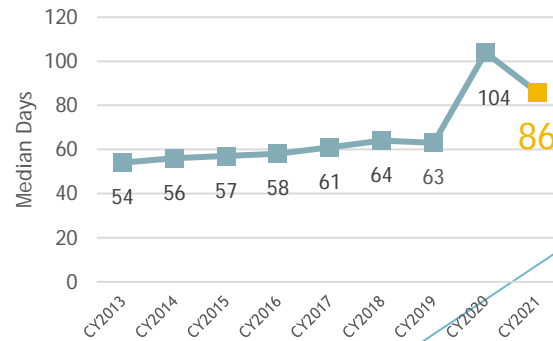
FELONY traffic

Age (days)	CY							Jan-Jun 2022
	2016	2017	2018	2019	2020	2021	2022	
Median	94	97	101	105	134	120	107	
Mean	144	137	158	155	190	189	170	



MISDEMEANOR traffic

Age (days)	CY							Jan-Jun 2022
	2016	2017	2018	2019	2020	2021	2022	
Median	58	61	64	63	104	86	77	
Mean	162	116	105	111	180	149	123	



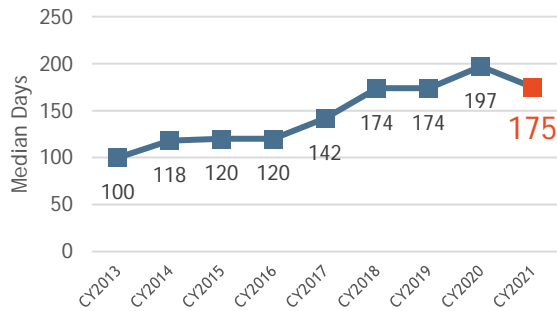
GD Time To Disposition: DRUG

2022 MEDIAN AGE - DRUG

Felony (Intent)	175
Misd. (Intent)	178
Felony (Poss.)	139
Misd. (Poss.)	323

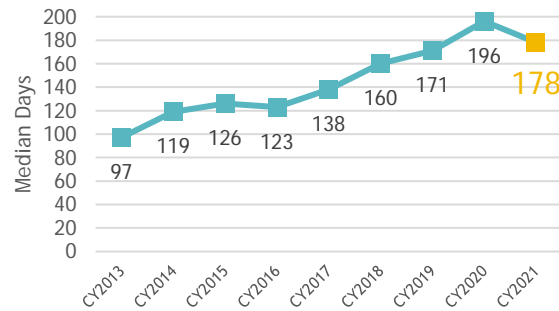
FELONY CRIM. DRUG - INTENT*

Age (days)	CY						
	2016	2017	2018	2019	2020	2021	Jan-Jun 2022
Median	120	142	174	174	197	175	142
Mean	150	166	184	189	233	234	198



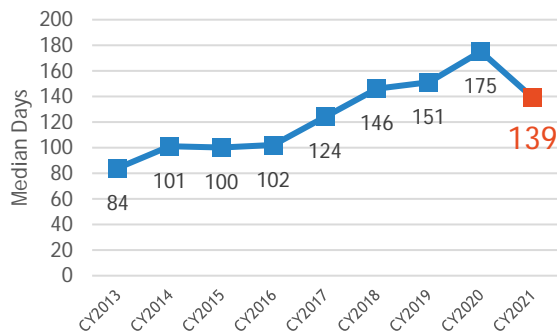
MISDEMEANOR CRIM. DRUG - INTENT*

Age (days)	CY						
	2016	2017	2018	2019	2020	2021	Jan-Jun 2022
Median	123	138	160	171	196	178	162
Mean	165	178	188	211	241	270	312



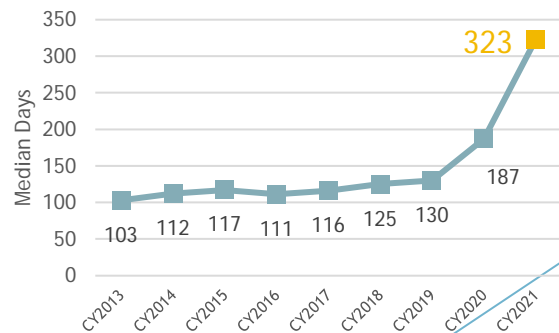
FELONY CRIM. DRUG - POSSESSION**

Age (days)	CY						
	2016	2017	2018	2019	2020	2021	Jan-Jun 2022
Median	102	124	146	151	175	139	117
Mean	129	145	161	170	202	191	169



MISDEMEANOR CRIM. DRUG - POSSESSION**

Age (days)	CY						
	2016	2017	2018	2019	2020	2021	Jan-Jun 2022
Median	111	116	125	130	187	323	167
Mean	193	171	180	186	236	403	437

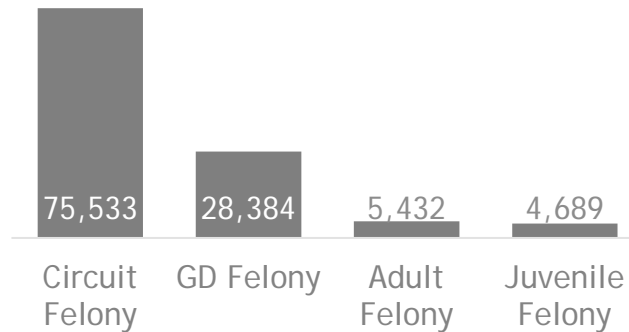


*Schedule I/II Drug §18.2-248 (Sale, Distribution, Etc.); **Schedule I/II Drug §18.2-250 (Simple Possession)

Pending Felonies in Virginia's Courts

As of July 2023

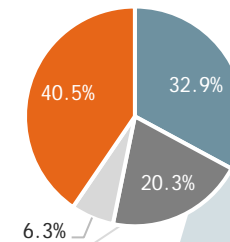
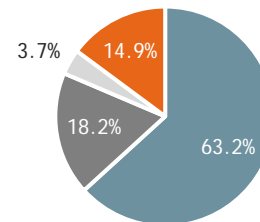
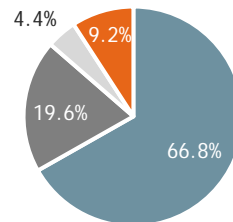
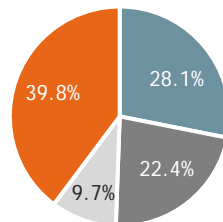
Total Pending Felonies*:
114,038



*fugitives excluded; circuit felonies exclude Alexandria CC and Fairfax CC (not on CCMS).

	Circuit Felony	GD Felony	Adult Felony	Juvenile Felony
Total	75,533	28,384	5,432	4,689
Change since June 2022	-8.6%	-15.3%	-5.8%	-8.0%
Pending 1+ year	39.8%	9.2%	14.9%	40.5%

- 0-120 days
- 121-270 days
- 271-365 days
- Over 1 year



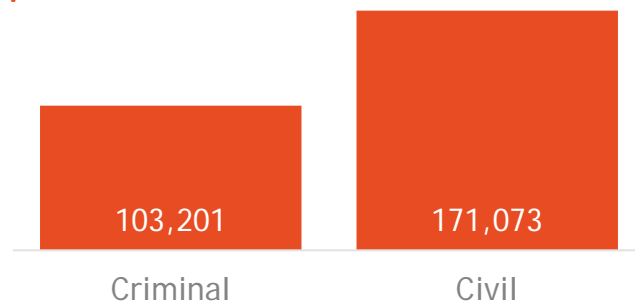
Pending Caseload = Cases filed but not yet disposed

Note: This information is not public. For courts' internal caseload management purposes only.

Circuit Courts: Pending Caseload Comparison*

As of June 2023

Total Pending*:



*fugitives excluded;
Alexandria CC and
Fairfax CC excluded
(not on CCMS).

	July 2022	January 2023	July 2023
Criminal	111,749	105,205	103,201
Civil	174,023	172,737	171,073

MEDIAN AGE (days):

Criminal	205	222	209
Civil	887	954	969

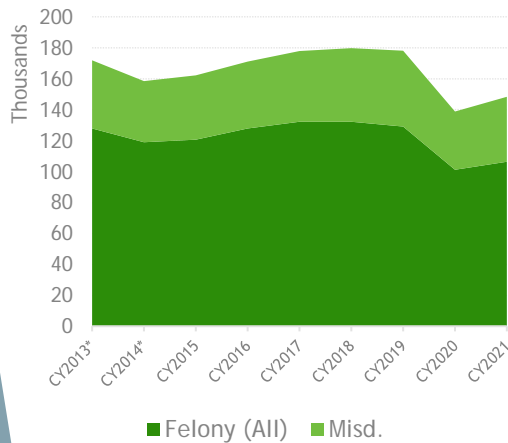
Pending Caseload = Cases filed but not yet disposed

Note: This information is not public. For courts' internal caseload management purposes only.

Summary: FILINGS

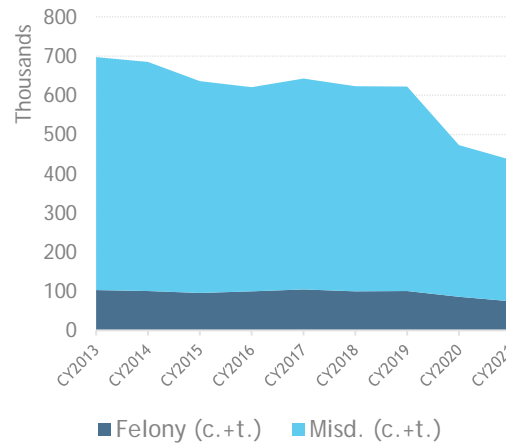
Circuit Courts:

CY2021 - CY2022	
Felony	5.1%
Misdemeanor	11.4%
CY2015* - CY2022	
Felony	-11.9%
Misdemeanor	1.2%



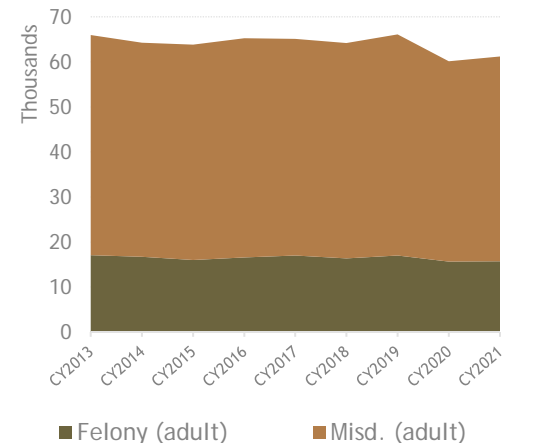
GD Courts:

CY2021 - CY2022	
Felony (crim+traf.)	-13.0%
Misd. (crim+traf.)	-6.8%
CY2013 - CY2022	
Felony (crim+traf.)	-27.6%
Misd. (crim+traf.)	-39.3%



J&DR Courts:

CY2021 - CY2022	
Felony (adult)	0.5%
Misd. (adult)	2.2%
CY2013 - CY2022	
Felony (adult)	-7.9%
Misd. (adult)	-7.1%

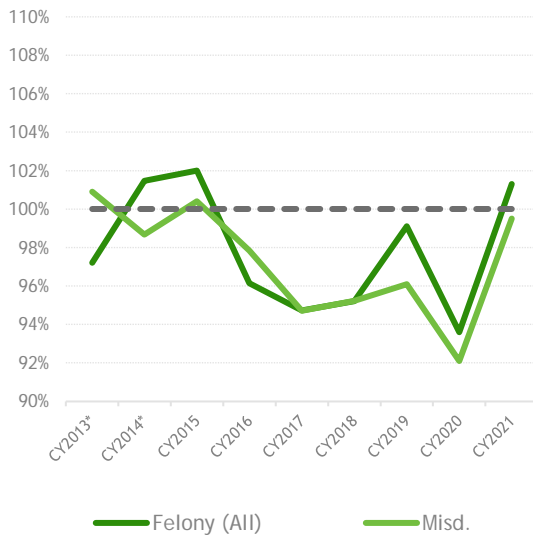


*6-year trend (CY 2013-2014 exclude Fairfax CC; CY 2014 excludes Virginia Beach CC).

Summary: CLEARANCE RATE

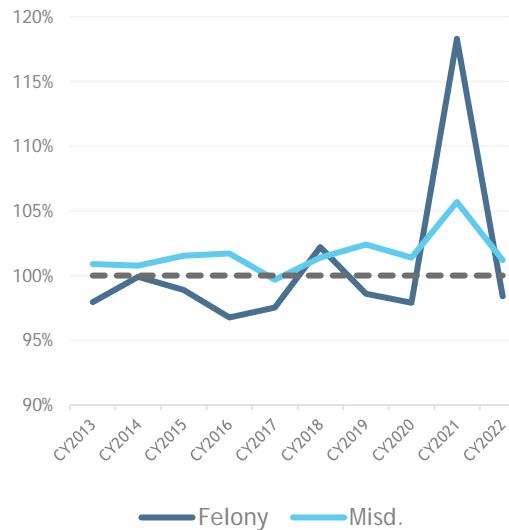
Circuit Courts:

CY2022	
Felony	101.3%
Misdemeanor	99.5%
CY2015* - CY2022 avg.	
Felony	97.4%
Misdemeanor	96.6%



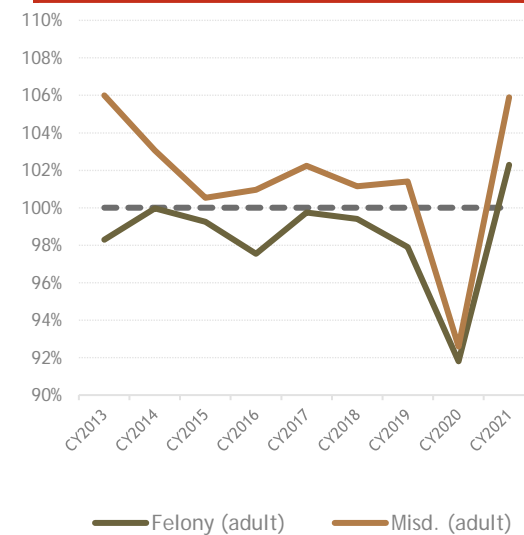
GD Courts:

CY2022	
Felony	98.4%
Misdemeanor	101.2%
CY2013 - CY2022 avg.	
Felony	100.9%
Misdemeanor	101.7%



J&DR Courts:

CY2022	
Felony (adult)	102.3%
Misd. (adult)	105.9%
CY2013 - CY2022 avg.	
Felony (adult)	98.5%
Misd. (adult)	101.5%



*6-year average (CY 2013-2014 exclude Fairfax CC; CY 2014 excludes Virginia Beach CC).

Summary: TIME TO DISPOSITION

Circuit Courts:

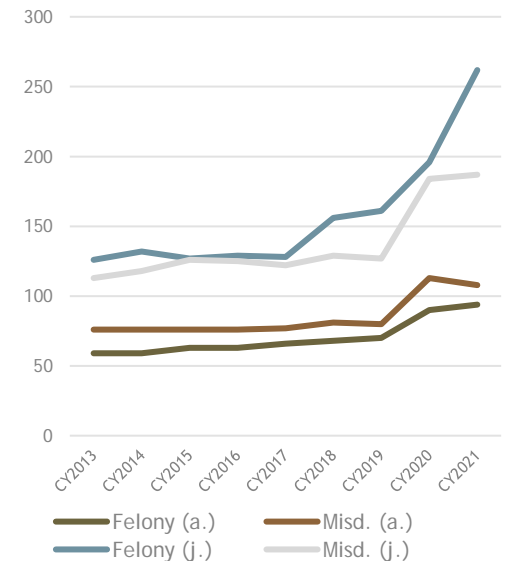
2022* MEDIAN AGE (days)	
Felony (Non-c.)	158
Misdemeanor	126

GD Courts:

2022 MEDIAN AGE (days)	
Felony (Criminal)	125
Misd. (Criminal)	97
Felony (Traffic)	120
Misd. (Traffic)	86

J&DR Courts:

2022 MEDIAN AGE (days)	
Felony (Adult)	94
Misd. (Adult)	108
Felony (Juvenile)	262
Misd. (Juvenile)	187



*Circuit data exclude Alexandria CC and Fairfax CC.

1	Chesapeake	9	Charles City Gloucester	14	Henrico	20	Fauquier Loudoun	26	Clarke Frederick
2	Virginia Beach		King & Queen	15	Caroline Essex		Rappahannock		Page Rockingham/ Harrisonburg
2A	Accomack Northampton		King William Mathews		Fredericksburg	21	Henry Martinsville		Shenandoah Warren
3	Portsmouth		Middlesex New Kent Williamsburg/ James City		Hanover King George		Patrick		Winchester
4	Norfolk-Criminal Norfolk-Traffic Norfolk-Civil		York/Poquoson		Lancaster Northumberland	22	Danville Franklin County Pittsylvania	27	Bland Carroll Floyd Galax Giles Grayson Montgomery Pulaski Radford Wythe
5	Franklin City Isle of Wight Southampton Suffolk	10	Appomattox Buckingham Charlotte Cumberland Halifax Lunenburg Mecklenburg Prince Edward		Richmond County Spotsylvania Stafford Westmoreland	23	Roanoke City Roanoke County Salem		
6	Brunswick Emporia Greensville Hopewell Prince George Surry Sussex	11	Amelia Dinwiddie Nottoway Petersburg Powhatan	16	Albemarle Charlottesville Culpeper Fluvanna Goochland Greene Louisa Madison Orange	24	Amherst Bedford County/ City Campbell Lynchburg Nelson		
7	Newport News-Criminal Newport News-Traffic Newport News-Civil	12	Chesterfield Colonial Heights	17	Arlington Falls Church	25	Alleghany Augusta Bath Botetourt Buena Vista Craig Highland Lexington/ Rockbridge	28	Bristol Smyth Washington
8	Hampton	13	Richmond-Criminal Richmond-Traffic Richmond-Civil Richmond-Manchester	18	Alexandria			29	Buchanan Dickenson Russell Tazewell
				19	Fairfax City Fairfax County		Staunton Waynesboro	30	Lee Scott Wise/Norton
								31	Prince William/ Manassas/ Manassas Park

Criminal Filing Trends in Virginia's Courts

- ✓ Circuit Courts
- ✓ General District Courts
- ✓ Juvenile & Domestic Relations District Courts

Questions?

Thank you.

Chris Wade

cwade@vacourts.gov

Court Performance & Statistical Services

Office of the Executive Secretary, Supreme Court of Virginia

<http://www.vacourts.gov>

Source: SCV-CCMS-SQL-CIRCUIT_CRIM, -JCMS-SQL-DBRDB,

September 11, 2023