




General Concurrence

Preliminary

FY2021



Guidelines Received

Preliminary

FY2021

FY 2021 - Cases Coded and Keyed*

Month	2020	2021	Total
JAN		1,374	
FEB		984	
MAR		58	
APR		1	
MAY			
JUN			
JUL	1,737		
AUG	1,696		
SEP	1,743		
OCT	1,763		
NOV	1,439		
DEC	1,353		
TOTAL	9,731	2,417	12,148

* As of April 5, 2021

4,000 received and keyed since mid April

Preliminary FY 2021 - Cases Received by County - FIPS

ACCOMACK	0	CHESTERFIELD	480	HALIFAX	166	NELSON	78	SCOTT	105
ALBEMARLE	62	CLARKE	11	HANOVER	248	NEW KENT	30	SHENANDOAH	18
ALLEGHANY	128	CRAIG	11	HENRICO	512	NORTHAMPTON	14	SMYTH	160
AMELIA	27	CULPEPER	123	HENRY	119	NORTHUMBERLAND	7	SOUTHAMPTON	54
AMHERST	81	CUMBERLAND	11	HIGHLAND	3	NOTTOWAY	15	SPOTSYLVANIA	333
APPOMATTOX	33	DICKENSON	52	ISLE OF WIGHT	47	ORANGE	26	STAFFORD	273
ARLINGTON	72	DINWIDDIE	38	JAMES CITY	12	PAGE	75	SURRY	2
AUGUSTA	260	ESSEX	24	KING & QUEEN	23	PATRICK	84	SUSSEX	17
BATH	14	FAIRFAX COUNTY	186	KING GEORGE	34	PITTSYLVANIA	69	TAZEWELL	249
BEDFORD	124	FAUQUIER	56	KING WILLIAM	15	POWHATAN	19	WARREN	90
BLAND	8	FLOYD	21	LANCASTER	14	PRINCE EDWARD	49	WASHINGTON	126
BOTETOURT	129	FLUVANNA	26	LEE	57	PRINCE GEORGE	96	WESTMORELAND	28
BRUNSWICK	13	FRANKLIN COUNTY	104	LOUDOUN	87	PRINCE WILLIAM	190	WISE	124
BUCHANAN	58	FREDERICK	199	LOUISA	54	PULASKI	151	WYTHE	109
BUCKINGHAM	45	GILES	66	LUNENBURG	15	RAPPAHANNOCK	6	YORK	83
CAMPBELL	117	GLOUCESTER	110	MADISON	9	RICHMOND COUNTY	18		
CAROLINE	47	GOOCHLAND	25	MATHEWS	12	ROANOKE COUNTY	216		
CARROLL	193	GRAYSON	67	MECKLENBURG	123	ROCKBRIDGE	116		
CHARLES CITY	7	GREENE	43	MIDDLESEX	24	ROCKINGHAM	308		
CHARLOTTE	35	GREENSVILLE	62	MONTGOMERY	203	RUSSELL	91		


Staff has been in contact with clerks and judges from jurisdictions with low numbers.

Preliminary FY 2021 - Cases Received by County - FIPS

ALEXANDRIA	11	NORFOLK	334
BRISTOL	166	PETERSBURG	20
BUENA VISTA	34	POQUOSON	1
CHARLOTTESVILLE	41	PORTSMOUTH	78
CHESAPEAKE	433	RADFORD	42
COLONIAL HEIGHTS	61	RICHMOND CITY	284
DANVILLE	150	ROANOKE CITY	219
FREDERICKSBURG	30	SALEM	74
HAMPTON	155	STAUNTON	102
HARRISONBURG	28	SUFFOLK	92
HOPEWELL	68	VIRGINIA BEACH	685
LEXINGTON	0	WAYNESBORO	103
LYNCHBURG	232	WILLIAMSBURG	86
MARTINSVILLE	0	WINCHESTER	101
NEWPORT NEWS	132	STAUNTON	102
		MISSING	12

N=12,148

Staff has been in contact with clerks and judges from jurisdictions with low numbers.



Concurrency Rates

Preliminary

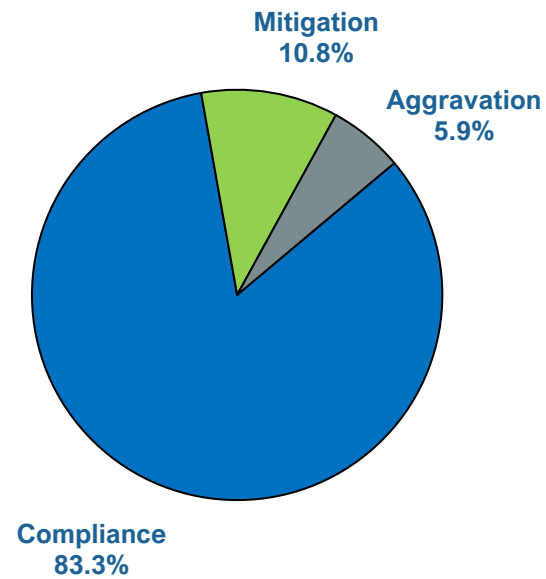
FY2021

Preliminary FY 2021 Judicial Agreement with Guideline Recommendations

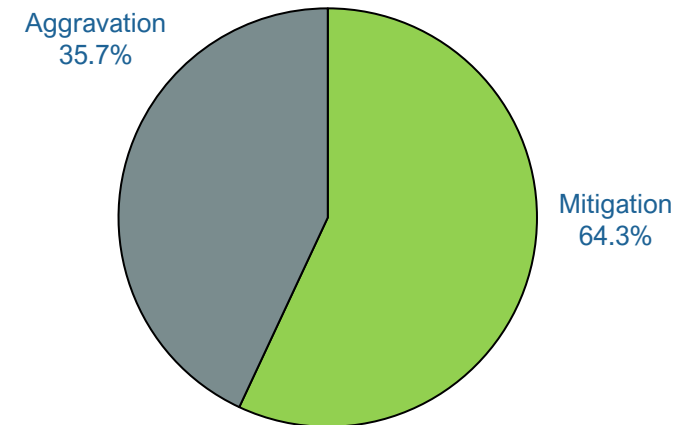
General Concurrence:

The degree to which judges agree with the overall guidelines recommendation.

Overall Concurrence Rate



Direction of Departures



FY 2021 -
Preliminary Concurrence
Sorted by Circuit

Circuit Name	Circuit	Compliance	Mitigation	Aggravation	No. of Cases
Chesapeake	1	89.0%	5.4%	5.6%	428
Virginia Beach	2	91.6%	4.2%	4.2%	689
Portsmouth	3	67.5%	31.2%	1.3%	77
Norfolk	4	83.6%	10.9%	5.5%	330
Suffolk Area	5	77.8%	7.4%	14.8%	189
Sussex Area	6	81.6%	10.0%	8.4%	239
Newport News	7	87.1%	8.3%	4.5%	132
Hampton	8	74.5%	23.5%	2.0%	149
Williamsburg Area	9	83.8%	8.5%	7.7%	389
South Boston Area	10	82.1%	11.2%	6.8%	429
Petersburg Area	11	83.2%	11.5%	5.3%	113
Chesterfield Area	12	86.3%	8.5%	5.3%	532
Richmond City	13	71.4%	20.7%	8.0%	276
Henrico	14	77.0%	13.1%	9.9%	504
Fredericksburg Area	15	78.9%	11.8%	9.3%	1021
Charlottesville Area	16	78.2%	14.2%	7.6%	380
Arlington Area	17	64.3%	30.0%	5.7%	70
Alexandria	18	27.3%	54.5%	18.2%	11
Fairfax	19	70.4%	20.4%	9.1%	186
Loudoun Area	20	88.0%	4.9%	7.0%	142
Martinsville Area	21	85.3%	11.1%	3.7%	190
Danville Area	22	77.5%	13.0%	9.5%	316
Roanoke Area	23	77.3%	18.5%	4.3%	493
Lynchburg Area	24	88.8%	9.5%	1.8%	624
Staunton Area	25	83.8%	11.6%	4.6%	869
Harrisonburg Area	26	90.8%	5.0%	4.2%	815
Radford Area	27	89.0%	8.3%	2.6%	831
Bristol Area	28	91.2%	6.8%	2.0%	443
Buchanan Area	29	82.7%	9.5%	7.8%	411
Lee Area	30	81.0%	8.7%	10.3%	280
Prince William Area	31	87.0%	5.1%	7.9%	184

N=20,839

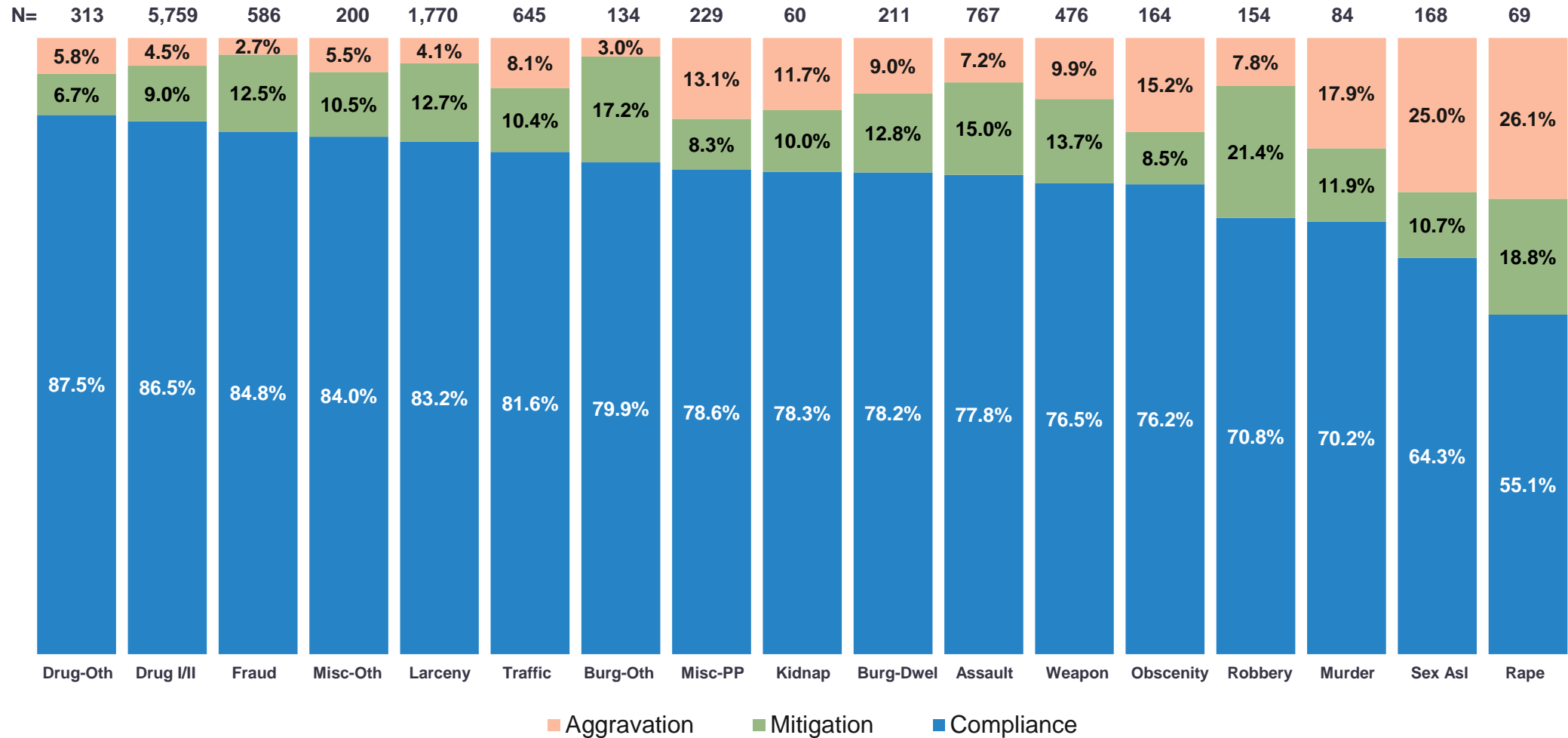
N=20,839

FY 2021 -
Preliminary Concurrence
Sorted by Rate


Circuit Name	Circuit	Compliance	Mitigation	Aggravation	No. of Cases
Virginia Beach	2	91.6%	4.2%	4.2%	689
Bristol Area	28	91.2%	6.8%	2.0%	443
Harrisonburg Area	26	90.8%	5.0%	4.2%	815
Chesapeake	1	89.0%	5.4%	5.6%	428
Radford Area	27	89.0%	8.3%	2.6%	831
Lynchburg Area	24	88.8%	9.5%	1.8%	624
Loudoun Area	20	88.0%	4.9%	7.0%	142
Newport News	7	87.1%	8.3%	4.5%	132
Prince William Area	31	87.0%	5.1%	7.9%	184
Chesterfield Area	12	86.3%	8.5%	5.3%	532
Martinsville Area	21	85.3%	11.1%	3.7%	190
Williamsburg Area	9	83.8%	8.5%	7.7%	389
Staunton Area	25	83.8%	11.6%	4.6%	869
Norfolk	4	83.6%	10.9%	5.5%	330
Petersburg Area	11	83.2%	11.5%	5.3%	113
Buchanan Area	29	82.7%	9.5%	7.8%	411
South Boston Area	10	82.1%	11.2%	6.8%	429
Sussex Area	6	81.6%	10.0%	8.4%	239
Lee Area	30	81.0%	8.7%	10.3%	280
Fredericksburg Area	15	78.9%	11.8%	9.3%	1021
Charlottesville Area	16	78.2%	14.2%	7.6%	380
Suffolk Area	5	77.8%	7.4%	14.8%	189
Danville Area	22	77.5%	13.0%	9.5%	316
Roanoke Area	23	77.3%	18.5%	4.3%	493
Henrico	14	77.0%	13.1%	9.9%	504
Hampton	8	74.5%	23.5%	2.0%	149
Richmond City	13	71.4%	20.7%	8.0%	276
Fairfax	19	70.4%	20.4%	9.1%	186
Portsmouth	3	67.5%	31.2%	1.3%	77
Arlington Area	17	64.3%	30.0%	5.7%	70
Alexandria	18	27.3%	54.5%	18.2%	11

Preliminary FY 2021 Concurrence by Type of Offense

FY2020
 Sexual Assault (n=267) 70.0%, 7.1%, 22.8%
 Rape (n=134) 73.9%, 11.9%, 14.2%



N=20,839
 N=20,839



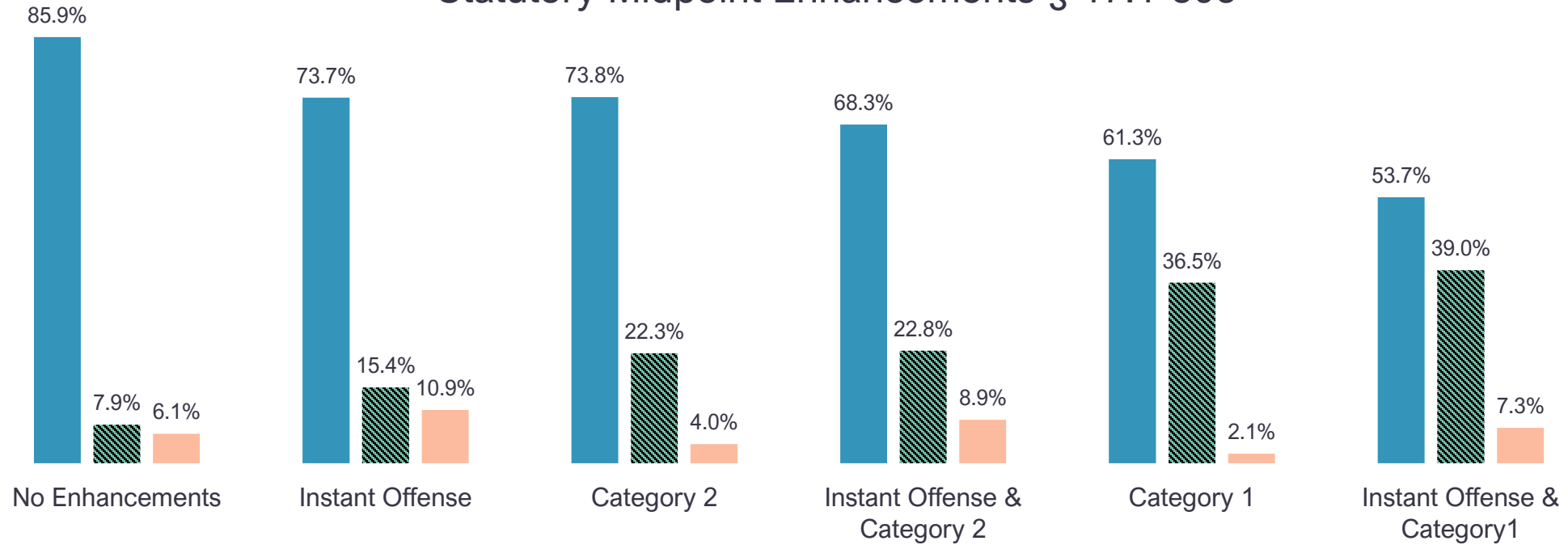
Statutory Enhancements Impact on Concurrence

Preliminary

FY2021

Preliminary FY 2021 Concurrence Rates by Midpoint Enhancements

Statutory Midpoint Enhancements § 17.1-805



N=11,759: 2,083 - Enhancements, 9,676 - No Enhancement (excludes cases missing information)

■ Concurrence ■ Mitigation ■ Aggravation

Murder, Rape, Aggravated Sexual Battery (125%, 300%, 500%); Manslaughter, Malicious Wounding, Burglary of Dwelling or While Armed (100%, 300%, 500%); Schedule I/II (0%, 200%, 400%), Other (0%, 100%, 300%)

Preliminary FY 2021 Concurrence Rates by Midpoint Enhancements



17.7%

Are Given Midpoint
Enhancements

N=2,083



Most Category 2

Cat 2 – 56.9%

Cat 1 – 18.0%

Instant – 17.2%

Instant & Cat 2 – 5.9%

Instant & Cat 1 – 2.0%



Concurrence

No Enhancements = 85.9%

Enhancements = 70.8%



General Concurrence

Preliminary

FY2021