

# VCSC Guidelines Data Dashboard Update

Virginia Criminal Sentencing Commission

March 23, 2020

# Dashboard Project Overview

- Tradeoff of simple vs. comprehensive reporting – easy to digest visuals with some undisplayed details.
- Intended to reduce time spent on FOIA requests, and provide publicly accessible summary data.
- FY17-FY19 dashboard file ready for upload and customizable per user feedback.
- VCSC staff still exploring long term options.

# VCSC Sentencing Guidelines Data Dashboard

## Set Filter Parameters:

### Fiscal Year

- 2017
- 2018
- 2019

### Primary Offense Group

- ASSAULT
- BURGLARY/DWELLING
- BURGLARY/OTHER
- DRUG OTHER
- DRUG/SCHEDULE I/II
- FRAUD
- KIDNAPPING

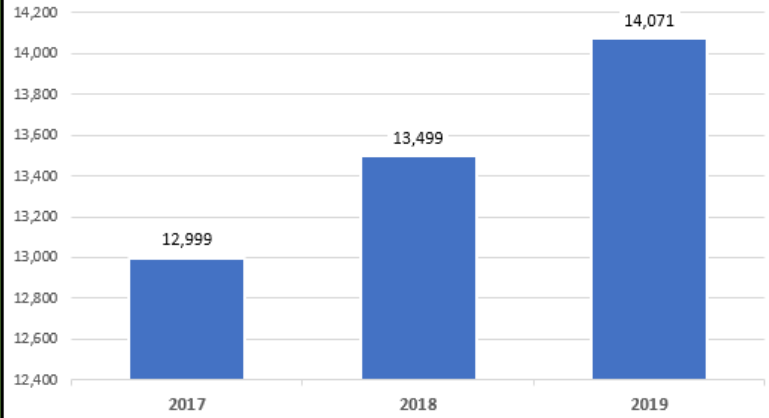
### Primary Offense VCC

- ASL1316
- ASL1318
- ASL1319
- ASL1326

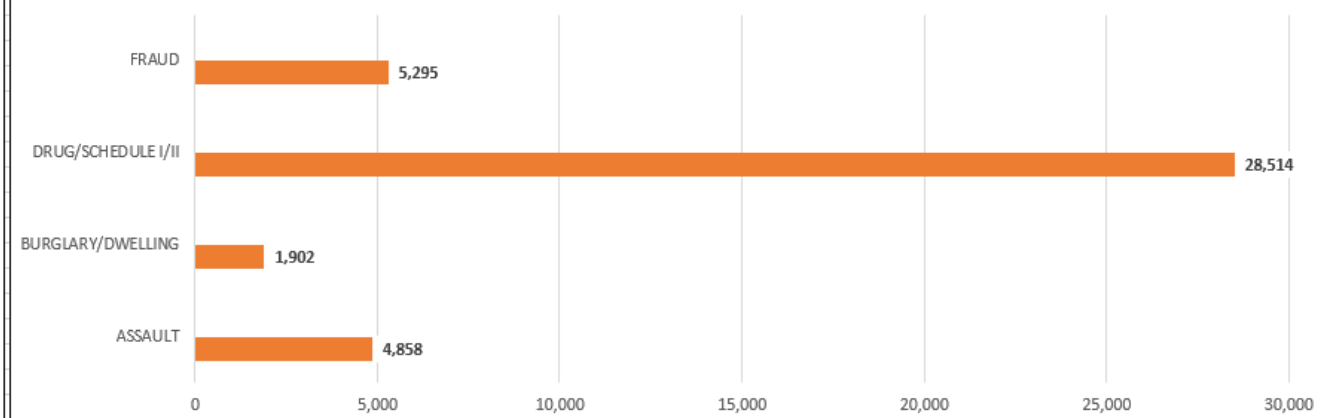
### Circuit Court Number

- 1
- 2
- 3
- 4
- 5
- 6
- 7
- 8
- 9
- 10

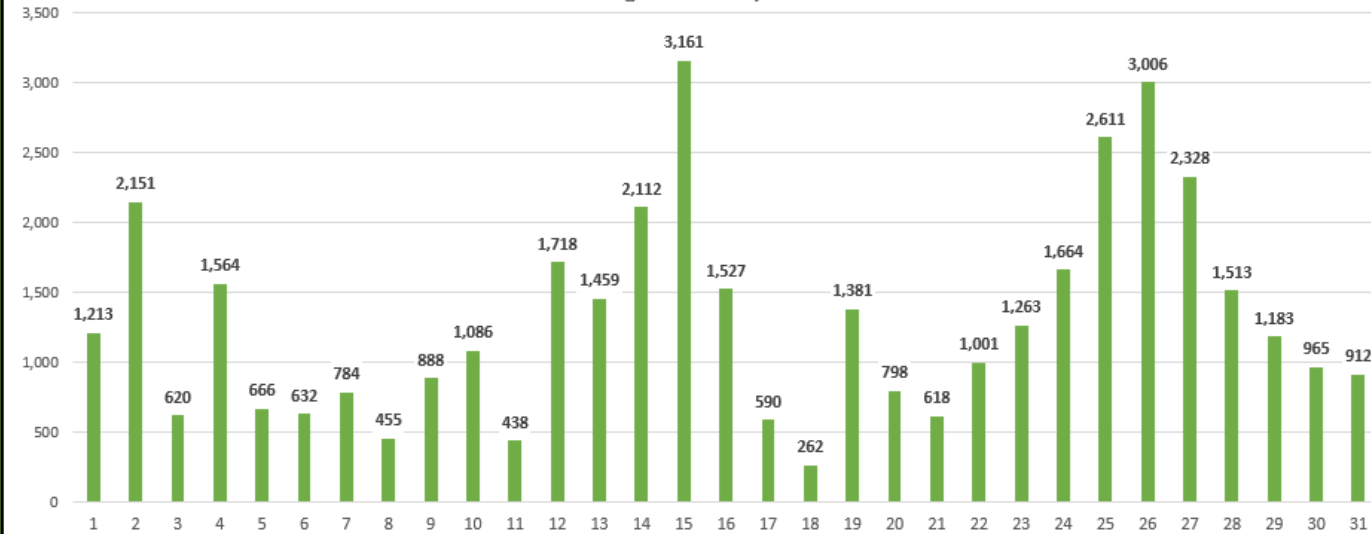
### Sentencing Events by Fiscal Year



### Sentencing Events by Offense Group



### Sentencing Events by Circuit No.



Total Sentencing Events Selected	40,569
Median Effective Sentence Length (Months)	3.0
<b>Disposition Summary</b>	
Percent Probation/No Incarceration	35.5%
Percent Sentenced to Prison	30.8%
<i>Median Prison Sentence (Months)</i>	24.0
Percent Sentenced to Jail	33.7%
<i>Median Jail Sentence (Months)</i>	4.0
<b>SG Recommendation Compliance Status</b>	
Compliance Rate	83.6%
<i>Mitigation Rate</i>	8.5%
<i>Aggravation Rate</i>	7.6%
<i>N/A (Non-Guidelines)</i>	0.3%

**View Details by selected VCCs**

The dashboard is an Excel spreadsheet which can be posted to the VCSC webpage as a publicly accessible file download. VCSC staff would update the file annually as new fiscal year data becomes available.

# ReadMe Tab

AutoSave OFF | FY17 - FY19 Trim

File Home Insert Page Layout Formulas Data Review View Help Tell me what you want to do

Clipboard: Cut, Copy, Paste, Format Painter

Font: Calibri, 11, Bold, Italic, Underline, Text Color, Background Color

Alignment: Wrap Text, Merge & Center

Number: \$, %, ' (apostrophe)

S35

A B C D E F G H I J K L M N

1 **Dashboard User Guidelines and Instructions (read before use)**

2

3 Summary

4 The VCSC Data Dashboard provides summary data of Virginia's Sentencing Guidelines data. This file contains data from fiscal years 2017-2019. Note that this dashboard is meant to provide expedited information in a simplified format; more detailed data requests should be submitted to VCSC via the Freedom of Information Act (FOIA) request process explained below.

5

6

7

8 User instructions

9 - **Filters:** Case data is broken out into four categories: Fiscal Year, Primary Offense Group, Primary VCC, and Circuit Court Number. Press the Clear Filter button to the right (red X and funnel icon) to reset the filter and include all cases for a category. To fully reset the dashboard, select Clear Filter on all four categories. To select multiple values within a filter, toggle the Multi-Select button (triple checkmark icon). To quickly select only one value within a filter, turn off the Multi-Select button and select the desired value.

10 Once all four filters are set to include your desired values, the dashboard visuals, summary metrics, and VCC table will all be populated with the data you selected.

11

12

13

14

15

16 - **VCC Tab:** This tab can be accessed via the "View Details by Selected VCCs" button on the Dashboard, or via the "Data by VCC" tab. Case counts and median sentence lengths are displayed for each selected VCC. Offense groups for the selected VCCs can be consolidated and collapsed.

17

18

19

20 - **Export options:** Once downloaded, this file serves as a dynamic dashboard which you can reset to display an unlimited number of case sets. You can save specified dashboard results to pdf to preserve a "screenshot" of the results which cannot be overwritten. You could also save a separate spreadsheet copy of the results to retain the ability to fine tune filters and explore different case counts.

21

22

23

24

25 Notes on data

26 - **Fiscal Year:** This value is based on the fiscal year in which the offender was sentenced.

27 - **Primary Offense Group:** These groups comprise the categories used for Sentencing Guidelines Worksheets, and each contain a subset of corresponding VCCs.

28 - **Primary Offense VCC:** Virginia Crime Codes (VCCs) are the smallest unit of offense category. Each VCC is derived from an offense defined in *Code of Virginia* statute, and includes a statutory sentence range. VCC "roots" are used in this analysis, which includes attempted/conspired offenses.

29 - **Circuit Court Number:** The Virginia court systems is geographically divided into 31 circuit courts. See the reference map link below displaying the region each circuit covers.

30

31 - **Compliance:** Judges may sentence within, above, or below the incarceration ranges recommended by the sentencing guidelines. The mitigation rate reported in the metrics summary shows the proportion of downward departures, and the aggravation rate shows upward departures. Non-guidelines offenses do not have a recommended sentence range, and are reported as "N/A."

32

33 - **Dispositions:** Felony convictions can result in incarceration in either jail (up to 12 months) or prison (greater than 12 months), or an alternative sentence involving probation and no incarceration. For cases resulting in incarceration, median sentence lengths are provided to offer context to typical sentencing patterns.

34

35

36

37

38

39

40

ReadMe | Dashboard | Data by VCC | +

- Outlines user instructions, data notes, and information on submitting a FOIA request (for more detailed inquiries).

# Dashboard Tab: Filters

- Toggled by the user to select the fiscal years, primary offenses, and circuit courts of interest. This is the only editable portion of the dashboard for the user.
- The combination of these filters creates the data set for the dashboard visuals, summary metrics, and VCC table.
- A report with no filters (default) will display visuals and summary data for all FY2017 – FY2019 cases.
- Filters can be reset and customized as many times as the user needs, allowing for unlimited reports once the dashboard is downloaded.

1

2

3 **Set Filter Parameters:**

4

5 Fiscal Year  

6 2017

7 2018

8 2019

9

10

11

12 Primary Offense Group  

13 ASSAULT

14 BURGLARY/DWELLING

15 BURGLARY/OTHER

16 DRUG OTHER

17 DRUG/SCHEDULE I/II

18 FRAUD

19 KIDNAPPING

20

21

22

23

24 Primary Offense VCC  

25 ASL1316

26 ASL1318

27 ASL1319

28 ASL1326

29

30

31 Circuit Court Number  

32 1 2

33 3 4

34 5 6

35 7 8

36 9 10

37

38

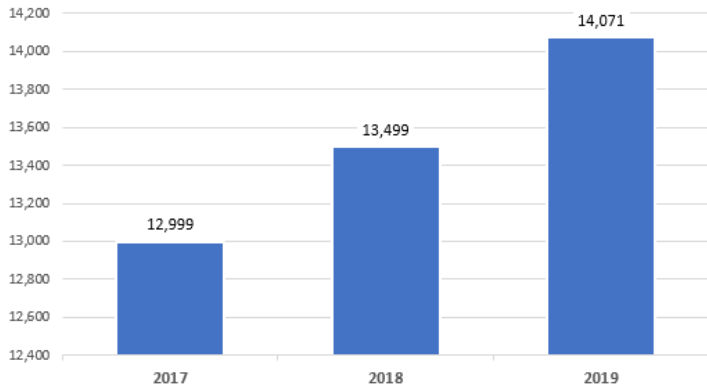
39

40

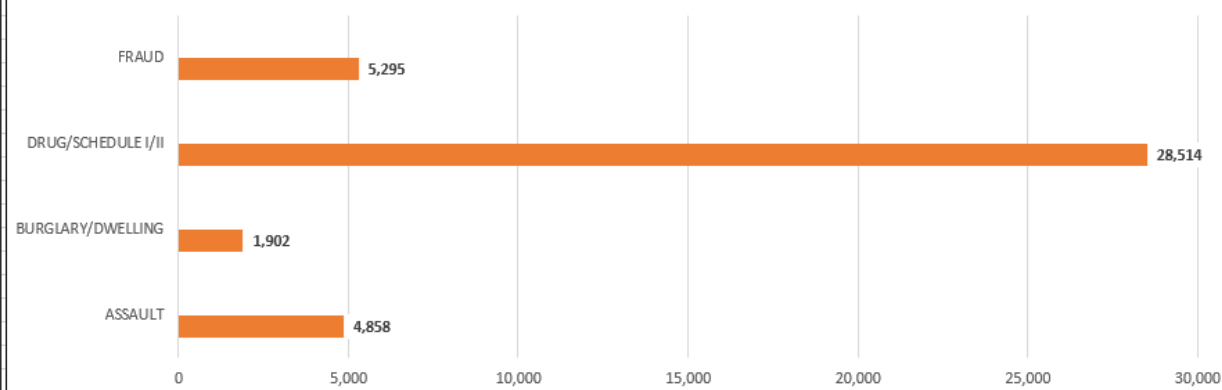
# Dashboard Tab: Displays

## VCSC Sentencing Guidelines Data Dashboard

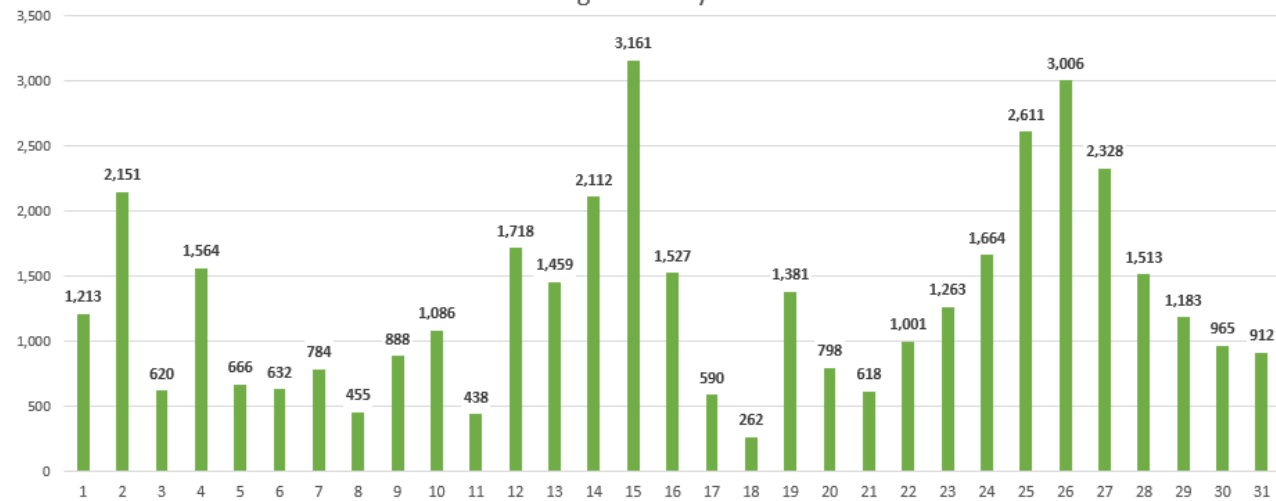
Sentencing Events by Fiscal Year



Sentencing Events by Offense Group



Sentencing Events by Circuit No.



Total Sentencing Events Selected	40,569
Median Effective Sentence Length (Months)	3.0
<b>Disposition Summary</b>	
Percent Probation/No Incarceration	35.5%
Percent Sentenced to Prison	30.8%
Median Prison Sentence (Months)	24.0
Percent Sentenced to Jail	33.7%
Median Jail Sentence (Months)	4.0
<b>SG Recommendation Compliance Status</b>	
Compliance Rate	83.6%
Mitigation Rate	8.5%
Aggravation Rate	7.6%
N/A (Non-Guidelines)	0.3%

Metrics summary displays disposition and compliance data for all selected cases

View Details by selected VCCs

Button takes the user to details by individual VCCs

Separate visuals break out the selected cases by fiscal year, primary offense group, and court circuit

# VCC Detail Tab

- Case counts and medians provided for each individual VCC selected.
- Driven by dashboard filter configuration.
- VCCs collapsible by offense group.

Sentencing Events by Primary VCC			
OffGroup	VCC	Number of Events	Median Effective Sentence (Months)
⊖ ASSAULT	ASL1316	596	8.0
	ASL1318	4	16.5
	ASL1319	5	36.0
	ASL1326	22	72.0
	ASL1327	8	18.0
	ASL1328	27	48.0
	ASL1330	6	21.0
	ASL1331	15	2.0
	ASL1332	1	60.0
	ASL1333	5	18.0
	ASL1334	901	48.0
	ASL1335	1101	7.0
	ASL1336	191	150.0
	ASL1339	69	17.0
	ASL1342	1366	10.0
	ASL1347	540	8.0
	NON0000	1	12.0
<b>ASSAULT Total</b>		<b>4858</b>	<b>12.0</b>
⊖ BURGLARY/DWELLING	BUR2211	31	48.0
	BUR2212	27	120.0
	BUR2213	1552	18.0
	BUR2214	65	60.0
	BUR2219	58	6.5
	BUR2220	2	145.5
	BUR2221	154	18.0
	BUR2222	13	96.0
<b>BURGLARY/DWELLING Total</b>		<b>1902</b>	<b>18.0</b>
⊕ DRUG/SCHEDULE I/II		28514	2.0
⊕ FRAUD		5295	6.0
<b>Grand Total</b>		<b>40569</b>	<b>3.0</b>

# Going Forward

- Live demo at next Commission meeting
- Post Dashboard to VCSC website (if Commission recommends)
- Solicit user feedback and refine as necessary
- Continue to explore long-term options

Questions?